

SY60U

SWING BOOM HYDRAULIC EXCAVATOR **13,889 LBS** OPERATING WEIGHT
56.9 HP GROSS HORSEPOWER
13' 1" MAX DIGGING DEPTH



TECHNICAL SPECIFICATIONS

DIMENSIONS	STANDARD STICK
Boom Length	9' 11"
Stick Length	5' 7"
A Transport Length	19' 2"
B Transport Height	8' 4"
C Upper Structure Width	6' 7"
D Cab Height	8' 4"
E Blade Height	1' 5"
F Track Width	6' 7"
Track Gauge	5' 3"
G Ground Clearance	1' 1"
H Tail Swing Radius	4' 5" / 4' 10" (w/ BCW)
I Track Length on Ground	6' 9"
J Track Length	8' 6"

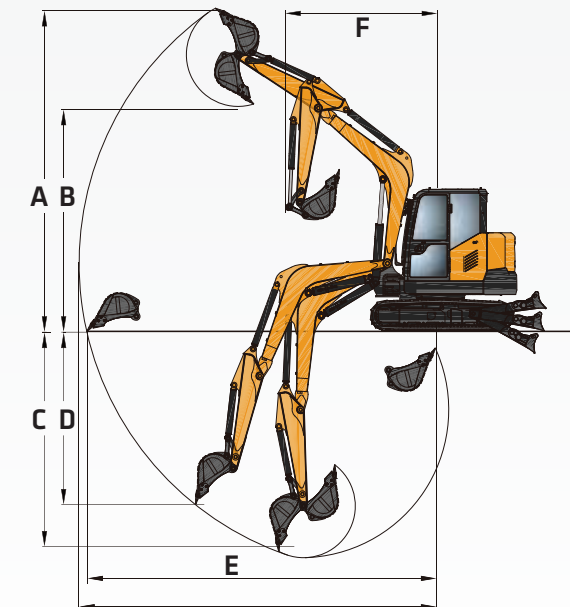
MACHINE DATA	STANDARD STICK
Operating Weight*	13,889 lbs
Bolt-on Counterweight	573 lbs (std.)
Ground Pressure	5.06 psi
Engine Model	4TNV98C
Displacement	202.5 in ³
Net Power	55.1 HP@2,000 rpm
Gross Power	56.9 HP@2,000 rpm
Hydraulics	Load Sensing with Pilot Control
Main Hydraulic Pump	Axial Piston-Variable Displacement
Operating Flow (Max)	39.1 gpm
Operating Pressure (Max)	3916 psi
Auxiliary Flow	23.8 gpm
Auxiliary Pressure	3626 psi
Travel Motor	Axial Piston with Park Brake
Travel Pressure (Max)	3,916 psi
Travel Speeds (Max)	1.5/2.6 mph
Travel Effort (Max)	13,848 lbs
Gradability	30 deg.
Swing Motor	Axial Piston with Swing Brake
Swing Pressure (Max)	2,770 psi
Swing Speed (Max)	10 rpm
Undercarriage	Belted Rubber Track
Track Shoe Width	16 inches
Track Rollers	5 per side
Carrier Rollers	1 per side

SERVICE REFILL CAPACITIES	
Fuel Tank Capacity	22.5 gal
DEF Tank Capacity	-
Hydraulic Tank Capacity	27.7 gal
Engine Oil Capacity	2.25 gal
Cooling System Capacity	2.75 gal

WORKING SPECIFICATIONS

WORKING RANGE	STANDARD STICK
Boom Length	9' 11"
Stick Length	5' 7"
A Maximum Digging Height	18' 8"
B Maximum Dumping Height	13'
C Maximum Digging Depth	13' 1"
D Maximum Vertical Wall Digging Depth	10' 3"
E Maximum Reach at Ground Level	20' 6"
F Minimum Swing Radius	8' 11"

DIGGING PERFORMANCE	STANDARD STICK
Boom Length	9' 11"
Stick Length	5' 7"
Bucket Breakout Force (ISO)	10,116 lbf
Stick Digging Force (ISO)	7,419 lbf



In the interest of continual equipment development, SANY America Inc. reserves the right to change these specifications at any time without prior notification.
 ©2026 SANY America Inc. HEXPS26SY60U001



*Warranty applies to 2026 Excavator and Wheel Loader models

SANY America Inc. 318 SANY Way
 Peachtree City, Georgia 30269
 470.552.SANY sanyamerica.com



sanyamerica.com ||| SY60U

*Operating weight is for the SY60U with no attachments, and standard stick.
 SANY America Inc. reserves the right to change these specifications at any time without prior notification. ©2026 SANY America Inc. HEXPS26SY60U001

sanyamerica.com ||| SY60U

SWING BOOM HYDRAULIC EXCAVATOR SY60U

STANDARD FEATURES

ENGINE

- Yanmar 4TNV98C-WSY
- Tier 4F / EU Stage V Ready
- Auto-idle and shutoff
- Dual-element dry air filter
- Coolant Expansion tank
- Electronic engine control
- Fan guard
- Engine coolant to -37 deg. C (-34 deg. F)
- Full-flow oil filter
- High flow cooling fan
- 500-hour engine-oil-change interval
- No scheduled DPF maintenance for 6000 hours
- Fuel filter and water separator

HYDRAULIC SYSTEM

- Spring-applied, hydraulically released automatic swing brake
- Load sensing hydraulic system
- Control pattern change valve
- Primary auxiliary hydraulic circuit with 1 and 2-way combination piping
- Auxiliary hydraulic-flow adjustments through monitor
- Adjustable auxiliary pressure relief
- Quick coupler ready

UNDERCARRIAGE

- Planetary drive with axial piston motors
- Propel motor shields
- Spring-applied, hydraulically released automatic propel brake
- Track guides, front idler and 2 per side
- 2-speed travel selection through display
- 5 lower track rollers each side
- 1 upper carrier roller each side
- Dozer blade with float function and cylinder guarding
- Tie downs on track frame and dozer blade
- 400mm (16") wide rubber tracks
- 400mm (16") wide steel tracks
- Case drain line
- Undercarriage frame opening guard

UPPERSTRUCTURE

- Right-hand, left-hand, and counterweight mirrors
- Lockable cab, hood, and service doors
- Debris screen in side panel
- Remote-mounted engine oil and fuel filters
- Daily fluid level inspection visible from ground
- Rear reflectors

ATTACHMENTS

- Convenient grease points
- Dirt seals on all bucket pins
- Thumb bracket

ATTACHMENTS

- Oil-impregnated bushings
- Reinforced thrust plates
- Quick coupler plumbing to end of the stick

OPERATOR'S STATION

- Hydraulic pilot controls for boom, stick, swing, and travel operations
- Proportional auxiliary switches on joystick
- Travel levers with foot pedals
- AM/FM radio with bluetooth and a 12V outlet port
- Cell phone tray
- Weight adjustable suspension cloth seat with fore/aft adjustment and adjustable armrests
- Retractable seatbelt
- Emergency stop switch
- Sliding front window
- Removable lower front window
- Window breaker
- ECO mode switch
- 8 tool selection modes
- Fully adjustable auxiliary flow circuits and pressure from display
- Multifunction LCD monitor with: Auto-shutoff indicator and setup, Radio with Bluetooth, HVAC control, operator and owner master passwords and diagnostic capability / multiple-language
- Operator E-Panel
- Keyless start switch and engine speed throttle
- System monitoring features: Auto-idle indicator, 2-speed indicator, work-mode indicator, preheat icon, time and date, battery charge icon, throttle position, engine oil pressure alarm, DPF regeneration inhibit indicator, fuel level gauge, maintenance needed icon, failure code, standard/eco work mode icon, engine coolant temperature, coolant temp alarm, severe failure alarm, work tool mode icon, operating hours
- High performance heating, ventilation, and air conditioning system
- Operation and maintenance manual storage
- Heavy duty removeable rubber floor mat
- Front windshield wiper with high and low speed
- Horn, electric
- Hour meter, electric
- Hydraulic shutoff lever, all controls
- Interior light
- Cup holder
- Travel alarm with cancel switch
- Transparent overhead hatch with retractable sun shade

ELECTRICAL

- 12V electrical system
- Maintenance free battery
- Ground level battery disconnect
- Easy access fuse panel
- Terminal battery covers
- 80-amp alternator
- 12V power outlet

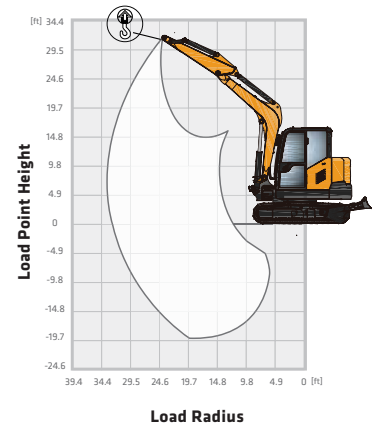
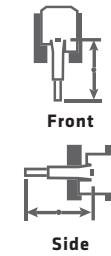
LIGHTS

Work lights: 3 mounted on top of cab, 1 mounted on boom, magnetic beacon

LIFTING PERFORMANCE

- Standard 9' 11" Boom
- Standard 5' 7" Stick
- Standard 16" Track Shoes
- No Bucket

Ratings are based on ISO 10567:2007. Lift capacity does not exceed 75% of tipping load with the machine on firm, level ground or 87% of hydraulic lifting capacity.



Blade Up

B (HEIGHT)	6.6 FT		9.8 FT		13.1 FT		16.4 FT		MAX	
LOAD POINT HEIGHT										
13.1 ft					*2,535 lbs	*2,535 lbs			2,359 lbs	2,271 lbs
9.8 ft					*2,756 lbs	*2,756 lbs	1,984 lbs	1,896 lbs	1,918 lbs	1,841 lbs
6.6 ft			4,079 lbs	3,726 lbs	2,734 lbs	2,590 lbs	1,940 lbs	1,852 lbs	1,731 lbs	1,653 lbs
3.3 ft			3,968 lbs	3,616 lbs	2,612 lbs	2,447 lbs	1,896 lbs	1,786 lbs	1,664 lbs	1,576 lbs
0.0 ft			3,836 lbs	3,461 lbs	2,524 lbs	2,359 lbs	1,852 lbs	1,742 lbs	1,709 lbs	1,620 lbs
-3.3 ft	*5,997 lbs	*5,997 lbs	3,748 lbs	3,439 lbs	2,469 lbs	2,315 lbs			1,874 lbs	1,786 lbs
-6.6 ft	7,848 lbs	6,680 lbs	3,792 lbs	3,483 lbs	2,502 lbs	2,359 lbs			2,381 lbs	2,249 lbs

Blade Down

B (HEIGHT)	6.6 FT		9.8 FT		13.1 FT		16.4 FT		MAX	
LOAD POINT HEIGHT										
13.1 ft					*2,535 lbs	*2,535 lbs			*2,469 lbs	2,271 lbs
9.8 ft					*2,756 lbs	*2,756 lbs	*2,866 lbs	1,896 lbs	*2,337 lbs	1,841 lbs
6.6 ft			*4,453 lbs	3,726 lbs	*3,417 lbs	2,590 lbs	*3,064 lbs	1,852 lbs	*2,381 lbs	1,653 lbs
3.3 ft			*6,371 lbs	3,616 lbs	*4,211 lbs	2,447 lbs	*3,395 lbs	1,786 lbs	*2,535 lbs	1,576 lbs
0.0 ft			*7,253 lbs	3,461 lbs	*4,762 lbs	2,359 lbs	*3,638 lbs	1,742 lbs	*2,910 lbs	1,620 lbs
-3.3 ft	*5,997 lbs	*5,997 lbs	*7,187 lbs	3,439 lbs	*4,872 lbs	2,315 lbs			*3,660 lbs	1,786 lbs
-6.6 ft	*8,818 lbs	6,680 lbs	*6,349 lbs	3,483 lbs	*4,233 lbs	2,359 lbs			*3,968 lbs	2,249 lbs