

PORT EQUIPMENT

SANY



EASY TO OWN
EASY TO OPERATE
EASY TO SERVICE

BACKED BY INDUSTRY-LEADING STANDARD WARRANTIES

INDEPENDENTLY AMERICAN

Proudly Made for America

SANY America has been investing in and growing across the U.S. From our \$60 million, 272-acre facility in Peachtree City, Georgia, where we employ over 300 American employees, to our growing dealer network that stretches from Maine to Washington, SANY America is dedicated to building business across America.

Our equipment is specifically made for the U.S. market. Delivering true value and protecting your investment are important to us. That's why all SANY America machines are loaded with standard features, designed with component brands you trust and backed by the industry's strongest standard warranties. This commitment extends to growing our local service network throughout the country which demonstrates just how far we'll go to support our machines and the people who operate them.

SANY is dedicated to helping American-based businesses thrive with our commitment to value, performance and service.

Service

When we say that SANY machines are built to endure, we're really talking about service. SANY equipment is intentionally designed to be easily and efficiently serviced, with features such as wide compartment doors and ground-level access to make maintenance more efficient. Because ease of service means back in service.

We've Got Your Back

To provide peace of mind and ensure maximum uptime, SANY backs all its equipment with robust standard warranties. That's our commitment to keeping your fleet running at peak performance. Our network of local dealers will partner with you for routine maintenance and be there for warranty repairs. You can trust SANY to keep you moving, year-round.

Component Brands



SCP100A, SCP130A, SCP140A-6, SCP160A-6

24" FORKLIFT LOAD CENTER TRUCKS

WHY SANY FORKLIFT TRUCKS?

Packaged as a powerhouse in a smaller shell, our agile 24" load center forklift trucks are ready to tackle any challenges thrown at them. Operators love the easy-to-manage controls, comfortable cabs, reverse camera and object detection system. Technicians appreciate the power tilting cab, onboard diagnostics, and easy access to common greasing points for the mast and steering pin. As always, these forklifts are designed to perform and are made with component brands you trust.



24" LOAD CENTER FORKLIFT TRUCKS

	SCP100A	SCP130A	SCP140A-6	SCP160A-6
CUMMINS QSB 4.5L	●	●	●	
CUMMINS QSB 6.7L				●
DANA TE 10	●	●	●	●
DANA TE 14				
DANA TE 17				
POWER TILTING CAB	●	●	●	●
POWER SLIDING CAB				



SCP100A

24" LOAD CENTER FORKLIFT TRUCKS





SCP100A

Operating Specifications

Lifting Capacity	22,000 lbs
Load Center	@ 24"
Wheelbase	106"
Rated Engine Power	160 hp
Truck Weight without Load	34,800 lbs
Tire Size	10 x 20 16PR
Travel Speed without Load	19.2 mph
FWD/REV Mast Tilt Angle	12°/15°
Gradeability with Load	35%

Components

Engine	
Drive Axle	KESSLER·CO
Transmission	

Competitors

- Hyster H210HD2
- Taylor X-220S



24" LOAD CENTER FORKLIFT TRUCKS





SCP130A

Operating Specifications

Lifting Capacity	28,600 lbs
Load Center	@ 24"
Wheelbase	114"
Rated Engine Power	160 hp
Truck Weight without Load	34,800 lbs
Tire Size	10 x 20 16PR
Travel Speed without Load	19.2 mph
FWD/REV Mast Tilt Angle	12°/15°
Gradeability with Load	29%

Components

Engine	
Drive Axle	KESSLER·CO
Transmission	

Competitors

- Hyster H280HD2
- Hyundai 130D-9
- Taylor X-280M



SCP130A

SCP140A-6

24" LOAD CENTER FORKLIFT TRUCKS





SCP140A-6

Operating Specifications

Lifting Capacity	30,870 lbs
Load Center	@ 24"
Wheelbase	130"
Rated Engine Power	164 hp
Truck Weight without Load	40,120 lbs
Tire Size	12 x 20 18PR
Travel Speed without Load	16.8 mph
FWD/REV Mast Tilt Angle	12°/15°
Gradeability with Load	37%

Components

Engine	
Drive Axle	KESSLER·CO
Transmission	

Competitors

- Hyster H300XD
- Taylor X-300M
- Kalmar DCG-140-D
- Hyundai 130D-9



24" LOAD CENTER FORKLIFT TRUCKS





SCP160A-6

Operating Specifications

Lifting Capacity	35,000 lbs
Load Center	@ 24"
Wheelbase	130"
Rated Engine Power	164 hp
Truck Weight without Load	42,990 lbs
Tire Size	12 x 20 18PR
Travel Speed without Load	16.8 mph
FWD/REV Mast Tilt Angle	12°/15°
Gradeability with Load	33%

Components

Engine	
Drive Axle	KESSLER·CO
Transmission	

Competitors

- Hyster H360XD
- Taylor X-360M
- Kalmar DCG-160-D
- Hyundai 160D-9



SCP160A-6



SCP160V4, SCP250H4, SCP300H4, SCP320H4

48" LOAD CENTER FORKLIFT TRUCKS

SAFETY IS NOT AN OPTION

When moving heavy loads, safety, power and performance are musts. That's what makes SANY's 48" load center forklift trucks the go-to transporters of your yard or mill. Simple to operate and easy to maintain, with top-notch safety systems and components, this forklift family is built to deliver. Lifting loads between 10 and 35 tons at speeds of 78' per minute means SANY's productivity is unmatched.

48" LOAD CENTER FORKLIFT TRUCKS

	SCP160V4	SCP250H4	SCP300H4	SCP320H4
CUMMINS QSB 4.5L				
CUMMINS QSB 6.7L	●	●	●	●
DANA TE 10				
DANA TE 14				
DANA TE 17	●	●	●	●
POWER TILTING CAB	●	●		
POWER SLIDING CAB			●	●



SCP160V4

48" LOAD CENTER FORKLIFT TRUCKS





SCP160V4

Operating Specifications

Lifting Capacity	36,000 lbs
Load Center	@ 48"
Wheelbase	148"
Rated Engine Power	225 hp
Truck Weight without Load	52,000 lbs
Tire Size	12 x 24 18PR
Travel Speed without Load	16 mph
FWD/REV Mast Tilt Angle	12°/15°
Gradeability with Load	33%

Components

Engine	
Drive Axle	KESSLER·CO
Transmission	

Competitors

- Hyster H360-48HD
- Hyundai 160D-9L
- Taylor XH-360L



48" LOAD CENTER FORKLIFT TRUCKS





SCP250H4

Operating Specifications

Lifting Capacity	55,000 lbs
Load Center	@ 48"
Wheelbase	169"
Rated Engine Power	225 hp
Truck Weight without Load	79,400 lbs
Tire Size	14 x 24 24PR
Travel Speed without Load	19 mph
FWD/REV Mast Tilt Angle	12°/15°
Gradeability with Load	23%

Components

Engine	
Drive Axle	KESSLER·CO
Transmission	

Competitors

- Hyster H550XD48
- Taylor XH-550M



SCP250H4

SCP300H4

48" LOAD CENTER FORKLIFT TRUCKS



SCP300H4

Operating Specifications

Lifting Capacity	66,000 lbs
Load Center	@ 48"
Wheelbase	177"
Rated Engine Power	260 hp
Truck Weight without Load	93,000 lbs
Tire Size	16 x 25
Travel Speed without Load	17.4 mph
FWD/REV Mast Tilt Angle	12°/15°
Gradeability with Load	26%

Components

Engine	
Drive Axle	KESSLER•CO
Transmission	

Competitors

- Hyster H550HD
- Hyundai 250D-9
- Taylor XH-550M



48" LOAD CENTER FORKLIFT TRUCKS





SCP320H4

Operating Specifications

Lifting Capacity	70,500 lbs
Load Center	@ 48"
Wheelbase	189"
Rated Engine Power	260 hp
Truck Weight without Load	96,600 lbs
Tire Size	16 x 25
Travel Speed without Load	17 mph
FWD/REV Mast Tilt Angle	12°/15°
Gradeability with Load	21%

Components

Engine	
Drive Axle	KESSLER•CO
Transmission	

Competitors

- Hyster H550XD48
- Taylor XH-550M



SCP320H4

SRSC45H4 , SRSC4535H4, SRSC4545H4, SRSC45E5

REACH STACKERS

REACH GOALS

Operators brag about their SANY reach stackers, and it's not only because the air conditioning keeps them cool all day, or that the powered sliding cab allows them more visibility. They say that SANY reach stackers are the most operator-friendly in the business. That's because these machines feature powered pile slope for balancing heavy reefers and off-center loads, have indicators on the spreader and in the cab with constant real-time twistlock information and their environment has been designed to keep them safe and comfortable. Our reach stackers give them the tools to be their best every day. While skill is certainly involved, SANY lowers the learning curve too and even adds a training seat so the can pass on their knowledge.



REACH STACKERS

	SRSC45H4	SRSC4535H4	SRSC4545H4	SRSC45E5
STACKING HEIGHT (8' 6") / (9' 6")	5/5	5/5	5/5	5/5
CAPACITY (1ST ROW)	45 MT	45 MT	45 MT	45 MT
CAPACITY (2ND ROW)	31 MT	35 MT	45 MT	31 MT
CUMMINS QSB 6.7L				
CUMMINS SQL 9L	●	●	●	
STANDARD POWERED PILE SLOPE	●	●	●	●



SRSC45H4

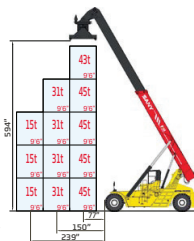
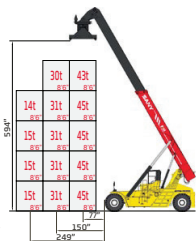
REACH STACKERS



SRSC45H4

Operating Specifications

1st Row Capacity	99,200 lbs
2nd Row Capacity	68,200 lbs
3rd Row Capacity	33,100 lbs
Wheelbase	236"
Max Lift Height	594"
Truck Weight without Load	158,730 lbs
Engine Power	350 hp
Tire Size	18 x 25 40PR



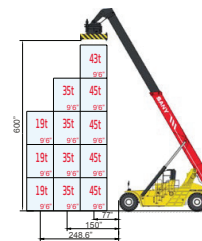
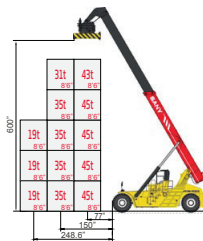
REACH STACKERS



SRSC4535H4

Operating Specifications

1st Row Capacity	99,200 lbs
2nd Row Capacity	77,162 lbs
3rd Row Capacity	41,900 lbs
Wheelbase	256"
Max Lift Height	594"
Truck Weight without Load	168,564 lbs
Engine Power	350 hp
Tire Size	18 x 33 36PR



SRSC4535H4

Competitors

- Hyster RS46 29XD/62



Competitors

- Hyster RS46-33XD/62
- Taylor XRS-9972



SRSC4545H4

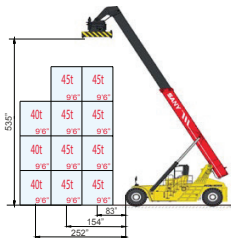
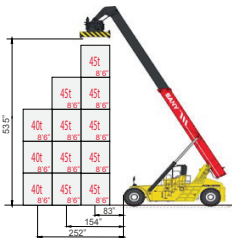
REACH STACKERS



SRSC4545H4

Operating Specifications

1st Row Capacity	99,208 lbs
2nd Row Capacity	99,000 lbs
3rd Row Capacity	88,200 lbs
Wheelbase	276"
Max Lift Height	535"
Truck Weight without Load	212,476 lbs
Engine Power	350 hp
Tire Size	21 x 35 36PR



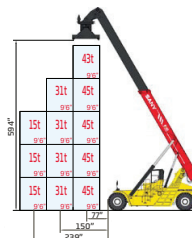
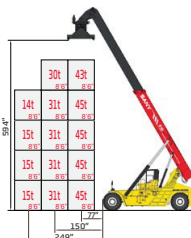
ELECTRIC REACH STACKER



SRSC45E5

Operating Specifications

1st Row Capacity	99,200 lbs
2nd Row Capacity	68,200 lbs
3rd Row Capacity	33,100 lbs
Wheelbase	236"
Max Lift Height	594"
Truck Weight without Load	160,937 lbs
Engine Power	350 hp
Tire Size	18 x 25 40PR



SRSC4545H4

Competitors

- Hyster RS4645XD/62



SDCY90K6H4, SDCY90K7H4, SDCY90K8H4

EMPTY CONTAINER HANDLERS

PUT WORK IN ITS PLACE

Built to stack standard cubes up to seven high and fast, SANY empty container handlers deliver the maneuverability, control and comfort operators need. Featuring powered pile slope for balancing heavy reefers and off-center loads and a powered sliding cab for optimal visibility and ease of service.



EMPTY CONTAINER HANDLERS

	SDCY90K6H4	SDCY90K7H4	SDCY90K8H4
STACKING HEIGHT (8' 6" / 9' 6")	6/5	7/6	8/7
CAPACITY (1ST ROW)	9 MT	9 MT	9 MT
CAPACITY (2ND ROW)	NA	NA	NA
CUMMINS QSB 6.7L	●	●	●
CUMMINS SQL 9L			
STANDARD POWERED PILE SLOPE	●	●	●



SDCY90K6H4

EMPTY CONTAINER HANDLERS



SDCY90K6H4

Operating Specifications

Stacking Height	6/5 (8' 6" / 9' 6")
Wheelbase	179"
Lifting Capacity	19,800 lbs
Truck Weight without Load	84,700 lbs
Engine Power	225 hp
Tire Size	14 x 24 28 Ply

Components

Engine	
Drive Axle	KESSLER•CO
Transmission	
Hydraulics	

Competitors

- Hyster H180XD-EC6
- Taylor XEC-205/6



EMPTY CONTAINER HANDLERS



SDCY90K7H4

Operating Specifications

Stacking Height	7/6 (8' 6" / 9' 6")
Wheelbase	179"
Lifting Capacity	19,800 lbs
Truck Weight without Load	88,000 lbs
Engine Power	225 hp
Tire Size	14 x 24 28 Ply

Components

Engine	
Drive Axle	KESSLER•CO
Transmission	
Hydraulics	

Competitors

- Hyster H200XD-EC7
- Taylor XEC-206/7



SDCY90K7H4

SDCY90K8H4

EMPTY CONTAINER HANDLERS



SDCY90K8H4

Operating Specifications

Stacking Height **8/7 (8' 6" / 9' 6")**

Wheelbase **179"**

Lifting Capacity **19,800 lbs**

Truck Weight without Load **90,200 lbs**

Engine Power **225 hp**

Tire Size **14 x 24 28 Ply**

Components

Engine



Drive Axle

KESSLER·CO

Transmission



Hydraulics



FULLY LOADED WITH PERFORMANCE, SAFETY & STRENGTH

SANY machines are the total package, and our empty container handlers are no exception. We go beyond safety, strength and performance to give you agile, fully loaded machines that give their all with quality work every day on the job, just like you.



Competitors

- Hyster H200XD-EC8
- Taylor XEC-207/8

INDUSTRY'S
STRONGEST
STANDARD
WARRANTY

3-YEAR
5,000 HOURS

SDCY410K5H4

LOADED CONTAINER HANDLER

LOADED UP & READY TO GO

When it's time to unload and stack the heaviest containers, you're going to want SANY's loaded container handler on your side. It stacks containers using fine-tuned controls which allow the spreader to be adjusted to the perfect size within a few millimeters and gauges the size using a load-sensing system that scales engine performance.



LOADED CONTAINER HANDLER

	SDCY410K5H4
STACKING HEIGHT (8' 6" / 9' 6")	5/5
CAPACITY (1ST ROW)	41 MT
CAPACITY (2ND ROW)	N/A
CUMMINS QSB 6.7L	
CUMMINS SQL 9L	●
STANDARD POWERED PILE SLOPE	●

LOADED CONTAINER HANDLER



SDCY410K5H4

Operating Specifications

Stacking Height	5 (8' 6" / 9' 6")
Wheelbase	236"
Lifting Capacity (Extended)	77,160 lbs
Lifting Capacity (Retracted)	90,390 lbs
Truck Weight without Load	174,200 lbs
Engine Power	350 hp
Tire Size	18 x 33 36PR

Components

Engine	
Drive Axle	KESSLER•CO
Transmission	
Hydraulics	

SDCY410K5H4

Competitors

- Hyster H1150HD-CH
- Taylor XLC-975

INDUSTRY'S
STRONGEST
STANDARD
WARRANTY

3-YEAR
6,000 HOURS



SMHW40G5

MATERIAL HANDLER

RAISED UP & READY TO GO

When it's time to load, unload, and stack the heaviest scrap, timber, or bulk materials, you're going to want SANY's SMHW40G5 wheeled material handler on your side. It delivers fast, precise cycles using powerful hydraulics and fine-tuned controls that provide exceptional accuracy, reach, and efficiency in high-volume applications.

MATERIAL HANDLER

SMHW40G5

CUMMINS QSB 6.7L



KAWASAKI HYDRAULICS



LOAD SENSING HYDRAULICS



REAR DISTANCE SENSORS



HYDRAULICALLY
ADJUSTABLE CAB



SOLID RUBBER TIRES



MATERIAL HANDLER



SMHW40G5

Operating Specifications

Operating Weight **84,878 lbs**

Wheelbase **9' 10"**

Lifting Capacity (Extended) **8,598 lbs**

Max. Operating Height **59'**

Max. Operating Reach **54'**

Engine Power **225 hp**

Tire Size **12.00-20 Solid**

Components

Engine



Drive Axle

KESSLER•CO

Transmission



SMHW40G5

Competitors

- Liebherr LH 40 M
- Sennebogen 830 M



SANY

**INDUSTRY'S
STRONGEST
STANDARD
WARRANTY**

**2-YEAR
6,000 HOURS**

*WARRANTY APPLIES TO 2026
MATERIAL HANDLER MODELS ONLY.



**INDUSTRY'S
STRONGEST
STANDARD
WARRANTY**

**3-YEAR
6,000 HOURS**

*WARRANTY APPLIES TO 2026
FORKLIFT TRUCK AND CONTAINER
HANDLER MODELS ONLY.



SANY America Inc.

318 SANY Way

Peachtree City | GA 30269

| T | 470-552-SANY

[sanyamerica.com](https://www.sanyamerica.com)

In the interest of continual equipment development,
SANY America Inc. reserves the right to change these
specifications at any time without prior notification.

PORPG26ALL003

© 2026 SANY America Inc.