

A yellow Sany bulldozer and a yellow Sany skid steer loader are shown working on a dirt path in a wooded area. The bulldozer is in the foreground, pushing dirt, while the skid steer loader is behind it. The background is filled with trees and foliage.

SANY

MUNICIPAL EQUIPMENT

**FULLY LOADED IS THE
NEW STANDARD**

**EASY TO OWN, EASY TO OPERATE | BACKED BY INDUSTRY-LEADING
STANDARD WARRANTIES | AFTERMARKET SUPPORT**

WHY SANY MUNICIPAL EQUIPMENT?

EASY TO OWN. EASY TO OPERATE.

Municipalities operate on a razor's edge, with every day being a balance between productivity and economy. There's no room for excess or recess, which is why SANY motor graders, backhoe loaders, wheel loaders and mini excavators are smart solutions. SANY equipment pairs competitive performance with low acquisition costs, more standard features and the industry's best warranties. Add it up, and SANY makes sense for municipalities that need to stretch their budgets without sacrificing productivity.

**INDUSTRY'S
STRONGEST
STANDARD
WARRANTY** | **3-YEAR**
3,000 HOURS

**INDUSTRY'S
STRONGEST
STANDARD
WARRANTY** | **4-YEAR**
4,000 HOURS

**INDUSTRY'S
STRONGEST
STANDARD
WARRANTY** | **5-YEAR**
5,000 HOURS



PROUDLY MADE FOR AMERICA

Since 2006, SANY America has been investing in and growing across the U.S. From our 272-acre facility in Georgia, where we employ over 150 American employees, to our growing dealer network stretching from New England to Alaska.

SANY's Municipal Team is committed to supporting American infrastructure and public works from coast to coast. Our equipment is made for the U.S., with a service-ready dealer network available to provide parts, service and support when you need it. With SANY equipment, you get low cost of ownership and the best warranties in the industry. We're so confident in our equipment and our dealers that our warranties cover travel mileage costs up to 150 miles. SANY equipment is easy to own, easy to operate and proven to finish strong.

MOTOR GRADER

SMG200C-8

BACKHOE LOADER

SLB95

WHEEL LOADERS

SW305K | SW405K

BOOM SWING EXCAVATORS

SY16C | SY26U | SY35U | SY50U | SY60C | SY80U

SMALL EXCAVATORS

SY75C | SY95C | SY135C | SY155U

MEDIUM EXCAVATORS

SY215C LC | SY225C LC | SY265C LC





SMG200C-8

MAKING THE **GRADE**

Designed to be highly functional. Easy to operate. Easy to maintain. Won't break the budget. With two joysticks and a steering wheel, the grader is intuitive to operate – even for new operators. Over the life of the machine, it delivers power, precision and reliability. That drives your total cost of ownership down while your return on investment goes up. And it comes standard with a low-maintenance circle bearing and strategically engineered components, which reduce maintenance and failures over the service life of the machine. That should show you we know a thing or two about protecting your investment.

**WE'VE GOT
YOUR
BACK**

To provide peace of mind and ensure maximum uptime, SANY backs all its equipment with robust standard warranties. That's our commitment to keeping your fleet running at peak performance. Our network of local dealers will partner with you for routine maintenance and be there for warranty repairs. You can trust SANY to keep you moving, year-round.

**INDUSTRY'S
STRONGEST
STANDARD
WARRANTY**

**3-YEAR
3,000 HOURS**

COMFORT

SANY's operator stations are designed for all-day comfort, keeping operators working. Our cabs are roomy and air-conditioned and have heated, air-ride seats. Operators have excellent visibility on the 14' moldboard and around the jobsite.

ROBUST

Made with heavy-duty materials and engineered for ease of use and service, SANY graders are built for maximum uptime. The standard shim-free circle bearing requires only minimal maintenance and no wear items that need to be replaced.

OPERATION

Two seat-mounted joysticks give the operator all the control and finesse needed to clean out a ditch, then charge down the road to smooth out the washboard.

ROADING

SANY's grader is outfitted with a steering wheel to allow for a safer, more intuitive on-roading experience.

VALUE

Dependability, lower total cost of ownership, lower acquisition costs and the industry's strongest warranty make SANY's grader the smart solution to suit the needs of municipalities.

SERVICEABILITY

It's a low-maintenance, low-cost solution. The straightforward design allows for easy-access service points, so service departments don't expend unnecessary effort or time getting to components to fix them.

INDUSTRY-LEADING WARRANTIES

To provide peace of mind and ensure maximum uptime, the SMG200C-8 is backed by a 3-year/3,000-hour industry-leading standard warranty. And SANY's warranty includes travel mileage for aftermarket support covering a 150-mile service range each way for covered warranty repairs.

SUPPORT

SANY has a factory field-based municipal team to support you 24/7.

COMPONENT BRANDS



FULLY LOADED IS THE NEW STANDARD



1. PUSH BLOCK



**2. FRONT AND
REAR LED LIGHTS**



**3. HEATED
AIR-RIDE
SEATS**



4. REVERSING FAN




**5. LOW-MAINTENANCE
CIRCLE (CIRCLE SLIP
CLUTCH)**



**6. REAR RIPPER/
SCARIFIER**



**7. FRONT AUXILIARY
HYDRAULICS**



**8. 253HP CUMMINS
ENGINE**



SLB95

THE **WORKHORSE** OF PUBLIC WORKS

Bells and whistles don't build public trust. Reliability and performance do. When you've got digging, hauling and loading to do, you need a backhoe you can count on to get the job done. The SANY SLB95 is built for multipurpose performance and operator ease. With a 95hp Deutz engine, 14' 3" excavator dig depth and 17,637 lbs. operating weight, the SANY SLB95 is the do-it-all powerhouse you've been looking for.

**WE'VE GOT
YOUR
BACK**

To provide peace of mind and ensure maximum uptime, SANY backs all its equipment with robust standard warranties. That's our commitment to keeping your fleet running at peak performance. Our network of local dealers will partner with you for routine maintenance and be there for warranty repairs. You can trust SANY to keep you moving, year-round.

**INDUSTRY'S
STRONGEST
STANDARD
WARRANTY**

**4-YEAR
4,000 HOURS**

DEXTERITY

With intuitive handling and responsive controls, the SLB95 quickly jumps from task to task and site to site like a champ. And it digs, handles, carries and transports without a trailer.

SERVICEABILITY

Because ease of service means back in service, SANY builds all its equipment with trusted components, straightforward designs and accessible service points.

PERFORMANCE

At the heart of the SLB95 is a 95hp Deutz engine, configured for optimal breakout force. That power is matched with a 4WD powershift transmission and limited slip differential to deliver power and stability.

COMFORT

New and veteran operators alike will feel at home behind the wheel of this rugged beast. The spacious, comfortable cab is ROPS/FOPS-certified for earth moving and agriculture. The intuitive pilot controls include load-sensing hydraulics for multi-function performance and enhanced feedback.

VALUE

This is your moneymaking machine. With more standard features and the industry's best warranty, the SLB95 delivers more and costs less.

INDUSTRY-LEADING WARRANTIES

To provide peace of mind and ensure maximum uptime, the SLB95 is backed by a 4-year/4,000-hour industry-leading standard warranty. And SANY's warranty includes travel mileage for aftermarket support covering a 150-mile service range each way for covered warranty repairs.

SUPPORT

SANY has a factory field-based municipal team to support you 24/7.

COMPONENT BRANDS



EATON



Kawasaki



FULLY LOADED IS THE NEW STANDARD



**1. 4WD ZF POWERSHIFT
TRANSMISSION**




**2. LIMITED SLIP
DIFFERENTIAL**



**3. AUXILIARY CIRCUIT
BREAKER LINE**



**4. ROPS/FOPS-CERTIFIED
CAB (ISO-3471, ISO-
27850, ISO-3449)**




5. LOAD-SENSING HYDRAULICS WITH ISO/SAE PATTERN CHANGE




6. BUCKET FLOAT AND RETURN-TO-DIG FUNCTIONALITY



7. FLIP-OVER PADS AND OUTRIGGER CYLINDER GUARDS



8. OPTIONAL CLIMATE-CONTROLLED CAB OR CANOPY



SW305K, SW405K

MUNICIPAL POWERLIFTER

The SANY SW305K and SW405K are rugged, reliable machines designed to deliver power and control. These machines are welcome rivals to the over-engineered, over-complicated and over-priced equipment saturating the market. The streamlined design and fully loaded standard features provide peak performance and ease of operation, all while keeping costs at a minimum.

SANY's wheel loaders feature Deutz engines, locking differentials, and standard third-function auxiliary plumbing and are coupler-ready from the factory. It's everything you need, nothing you don't.

**WE'VE GOT
YOUR
BACK**

To provide peace of mind and ensure maximum uptime, SANY backs all its equipment with robust standard warranties. That's our commitment to keeping your fleet running at peak performance. Our network of local dealers will partner with you for routine maintenance and be there for warranty repairs. You can trust SANY to keep you moving, year-round.

**INDUSTRY'S
STRONGEST
STANDARD
WARRANTY** | **5-YEAR
5,000 HOURS**



KEY FEATURES ||| SW305K, SW405K

FLEXIBILITY

All SANY wheel loaders come with standard third-function auxiliary plumbing. Quick-coupler hydraulics are plumbed to the end of the boom, providing operators the flexibility to shift between a wide range of accessories. You don't have to pay more to do more with SANY wheel loaders.

SERVICEABILITY

Because ease of service means back in service, SANY builds all its equipment with trusted components, straightforward designs and accessible service points.

PERFORMANCE

The SW305K and SW405K are powered by turbocharged Deutz engines. They're configured for maximum breakout force and, paired with customizable electric-over-hydraulic controls, yield the ideal combination of speed, brute force and control.

COMFORT

With a low learning curve, comfortable spacious cabs and adjustable controls, the SANY wheel loaders are easy to operate. The SW305K comes with a standard 360° camera for enhanced operator visibility.

VALUE

These rugged, reliable machines are equipped with all the features and components you need in a wheel loader. A municipal workhorse built to get dirty and run hard and stay in service during critical operations.

INDUSTRY-LEADING WARRANTIES

To provide peace of mind and ensure maximum uptime, the SW305K and SW405K are backed by a 5-year/5,000-hour industry-leading standard warranty. And SANY's warranty includes travel mileage for aftermarket support covering a 150-mile service range each way for covered warranty repairs.

SUPPORT

SANY has a factory field-based municipal team to support you 24/7.


COMPONENT BRANDS



FULLY LOADED IS THE NEW STANDARD



**1. ENHANCED RETURN
TO DIG FUNCTIONALITY**



**2. THIRD SPOOL-READY
FOR THIRD-FUNCTION
AUXILIARY**



3. Z-BAR LINKAGE



**4. ZF AND DANA
POWERSHIFT
TRANSMISSION**



STANDARD FEATURES ||| SW305K, SW405K



**5. DEUTZ
ENGINE**



**6. 360° AND REVERSE
CAMERAS ON SW305K
& REVERSE CAMERA ON
SW405K**



**7. ROPS/FOPS-
CERTIFIED CAB**



**8. STANDARD BEACON
AND REAR WORK
LIGHTS**

SY16C, SY26U, SY35U, SY50U, SY60C, SY80U

CHAMPION OF CONFINED SPACES

Geared toward public works departments that want to minimize variable operating expenses and maximize uptime, SANY's reliable compact excavators range in size from 1.8t to 8.8t. Offered in a variety of machine configurations, these mini and small-sized excavators can fit your application, jobsite and transportation requirements.

There are some breakout standard features making this group enticing to municipal operators. All models are equipped with Yanmar engines, hydraulic pilot controls with pattern-change valve, work lights and auxiliary flow circuits. The SY35U through the SY80U offer standard enclosed, climate-controlled cabs, digital displays with on-board diagnostics and Bluetooth radio – all of which increase operator comfort. These machines are as affordable and uncomplicated as excavators come.

**WE'VE GOT
YOUR
BACK**

To provide peace of mind and ensure maximum uptime, SANY backs all its equipment with robust standard warranties. That's our commitment to keeping your fleet running at peak performance. Our network of local dealers will partner with you for routine maintenance and be there for warranty repairs. You can trust SANY to keep you moving, year-round.

**INDUSTRY'S
STRONGEST
STANDARD
WARRANTY**

**5-YEAR
5,000 HOURS**





**KEY FEATURES ||| SY16C, SY26U,
SY35U, SY50U,
SY60C, SY80U**

MANEUVERABILITY

The combination of boom offset, reduced tail swing, and/or retractable undercarriage gives these machines the ability to master confined spaces without sacrificing power or precision.

SERVICEABILITY

Because ease of service means back in service, SANY builds all its equipment with trusted components, straightforward designs and accessible service points.

VERSATILITY

All machines feature standard auxiliary lines to run powered attachments, and SANY has teamed up with attachment suppliers to offer a wide variety of solutions from buckets to breakers.

VALUE

Compare any SANY machine side by side with the competition, and you'll recognize the value that comes with more standard features and lower acquisition costs. Add our industry-leading warranties and lower cost of ownership, and SANY delivers superior value.

INDUSTRY-LEADING WARRANTIES

To provide peace of mind and ensure maximum uptime, SANY's compact excavators are backed by a 5-year/5,000-hour industry-leading standard warranty. And SANY's warranty includes travel mileage for aftermarket support covering a 150-mile service range each way for covered warranty repairs.

SUPPORT

SANY has a factory field-based municipal team to support you 24/7.

COMPONENT BRANDS

YANMAR

rexroth
A Bosch Company

Kawasaki

FULLY LOADED IS THE NEW STANDARD



**1. SWING BOOM ALLOWS
FOR TRUE COMPACT
DESIGN**



**2. POWERFUL YANMAR
ENGINE (NO DEF
REQUIRED)**




**3. 1- AND 2-WAY MAIN
AUXILIARY AND 2-WAY
ROTATE AUXILIARY
HYDRAULIC PIPING**



**4. TRUE ZERO TAIL
SWING ON SY26U, SY35U
AND SY50U, WITH SY80U
OFFERING REDUCED TAIL
SWING**

STANDARD FEATURES ||| SY16C, SY26U, SY35U, SY50U, SY60C, SY80U



5. HYDRAULIC PILOT CONTROLS WITH PATTERN-CHANGE SELECTOR



6. WORK LIGHTS ON BOOM AND CAB



7. RUBBER TRACKS FOR GROUND PRESERVATION



8. BOOM AND BLADE CYLINDER GUARDS

SY75C, SY95C, SY135C, SY155U

SMALLER FOOTPRINT

BIG POWER & VERSATILITY

For projects that need more power and productivity within a smaller footprint, these machines are the ideal solution. They combine a large excavator design in a smaller, heavy-duty frame. All come factory standard with main and secondary auxiliary circuits and quick-coupler plumbing.

The SY75C, SY95C and SY135C have a fixed boom with a conventional tail swing. The SY155U has a fixed boom with a reduced tail swing and a transport width of 102". The SY135C and SY155U are ideal solutions for the 13t and 15t excavator class and are engineered to a higher spec.

**WE'VE GOT
YOUR
BACK**

To provide peace of mind and ensure maximum uptime, SANY backs all its equipment with robust standard warranties. That's our commitment to keeping your fleet running at peak performance. Our network of local dealers will partner with you for routine maintenance and be there for warranty repairs. You can trust SANY to keep you moving, year-round.

**INDUSTRY'S
STRONGEST
STANDARD
WARRANTY** | **5-YEAR
5,000 HOURS**





KEY FEATURES ||| SY75C, SY95C, SY135C, SY155U

POWER

These machines pack a punch, with dig depths ranging from 14 to 18' and a variety of tail swing configurations. They combine class-leading lifting capacity, breakout force and dig depth.

SERVICEABILITY

Because ease of service means back in service, SANY builds all its equipment with trusted components, straightforward designs and accessible service points.

TRANSPORTABILITY

These excavators are a great solution for municipalities that need high performance and productivity while still being easy to transport.

COMFORT

These excavators are outfitted with roomy, climate-controlled operation stations with responsive and intuitive controls and high visibility to see the side of the road and laborers in the trench.

VALUE

With fully loaded standard configurations and componentry, low acquisition costs and the industry's best warranties, SANY delivers true value. Each of these machines has a robust design and is outfitted with quality, top-shelf components.

INDUSTRY-LEADING WARRANTIES

To provide peace of mind and ensure maximum uptime, SANY's small excavators are backed by a 5-year/5,000-hour industry-leading standard warranty. And SANY's warranty includes travel mileage for aftermarket support covering a 150-mile service range each way for covered warranty repairs.

SUPPORT

SANY has a factory field-based municipal team to support you 24/7.

COMPONENT BRANDS

YANMAR  **Kawasaki** **ISUZU**

FULLY LOADED IS THE NEW STANDARD



**1. QUICK-COUPLER
PLUMBING TO END
OF STICK**



**2. FIXED BOOM FOR
INCREASED LIFTING
PERFORMANCE**



**3. 1- AND 2-WAY
PRIMARY AUXILIARIES
ON SY75C AND SY95C**



**4. HYDRAULIC PILOT
CONTROLS WITH
PATTERN-CHANGE
SELECTOR**

STANDARD FEATURES ||| SY75C, SY95C, SY135C, SY155U



**5. REAR VIEW CAMERA
ON SY135C AND SY155U**



**6. 1- AND 2-WAY HIGH-
FLOW AUXILIARIES AND
A ROTATE CIRCUIT WITH
CASE DRAIN ON
SY135C AND SY155U**



**7. NEW TOUCHSCREEN
DISPLAY ON
SY75C AND SY135C**



**8. BLADE CYLINDER
GUARDS AND TRACK
GUARDS**



SY215C LC, SY225C LC, SY265C LC

DESIGNED TO **DOMINATE** THE JOBSITE

Longer, stronger and built in Peachtree City, Georgia, SANY's line of medium excavators are an engineered balance of hydraulic power, size, and speed that makes them highly efficient and productive machines.

SANY's durability and reliability is legendary. That's design validation at the highest level working to increase the overall longevity of your machine. And all SANY excavators are built with top-shelf, quality components from the brands you trust.

**WE'VE GOT
YOUR
BACK**

To provide peace of mind and ensure maximum uptime, SANY backs all its equipment with robust standard warranties. That's our commitment to keeping your fleet running at peak performance. Our network of local dealers will partner with you for routine maintenance and be there for warranty repairs. You can trust SANY to keep you moving, year-round.

**INDUSTRY'S
STRONGEST
STANDARD
WARRANTY**

**5-YEAR
5,000 HOURS**



KEY FEATURES ||| SY215C LC, SY225C LC, SY265C LC

PRODUCTIVITY

Greater swing torque and speed along with powerful breakout forces allow these machines to move more earth faster.

COMFORT

The roomy, isolator mounted, temperature-controlled cabs with heated, air-ride seats and intuitive controls are designed to keep operators comfortable, alert and engaged all day long.

POWER

Cummins engines, robust and reliable powertrains, and trusted hydraulic components round up the excavator power trifecta.

CONTROL

The simple and effective hydraulic-over-hydraulic control system promotes an improved feedback loop to the operator for higher precision and increased performance.

STRENGTH

SANY's heavy-duty, long undercarriages give our medium excavators greater rigidity, and our high-quality steel upper structures have frame guards for added protection.

INDUSTRY-LEADING WARRANTIES

To provide peace of mind and ensure maximum uptime, SANY's medium excavators are backed by our 5-year/5,000-hour industry-leading standard warranty. And SANY's warranty includes travel mileage for aftermarket support covering a 150-mile service range each way for covered warranty repairs.

SUPPORT

SANY has a factory field-based municipal team to support you 24/7.

COMPONENT BRANDS



 Kawasaki



FULLY LOADED IS THE NEW STANDARD



1. 1- AND 2-WAY
PRIMARY AUXILIARY
HYDRAULIC AND 2-WAY
ROTATE AUXILIARY
HYDRAULIC PIPING AND
CASE DRAIN



2. POWERFUL
CUMMINS ENGINE



3. BACKUP CAMERA FOR
INCREASED VISIBILITY
OF THE JOBSITE



4. LED CAB, BOOM AND
SIDE HIGH-INTENSITY
WORK LIGHTS

STANDARD FEATURES ||| SY215C LC, SY225C LC, SY265C LC



1

4



**5. HIGH-STRENGTH
FRAME GUARDS TO
PROTECT THE UPPER
FRAME**



**6. HYDRAULIC PILOT
CONTROLS WITH
PATTERN-CONTROL
SELECTOR**



**7. SEGMENTED TRACK
GUARDS TO KEEP
TRACK IN PLACE AND
REDUCE WEAR**



**8. LONG, HEAVY-DUTY
UNDERCARRIAGE
FOR STABILITY AND
DURABILITY**

SANY

2022 PRODUCT

Construction Equipment

**MADE FOR
AMERICA**

**DESIGNED TO
PERFORM**

**BUILT TO
ENDURE**

**SERVICE
THAT'S LOCAL**

**INDEPENDENTLY
AMERICAN SINCE 2006**

SANY America has been investing in and growing across the U.S. From our \$60 million, 272-acre facility in Peachtree City, Georgia, where we employ over 150 American employees, to our growing dealer network that stretches from New England to Alaska. SANY America is dedicated to building business across America.

SANY equipment is specifically made for the U.S. and features uniquely American parts made by Cummins, Shaw Development and Hansa-Flex. Our industry-leading warranty is proof of SANY's durability. Our commitment to growing our service network and sourcing American-made components demonstrates just how far we'll go to support our machines and the people who operate them.

Every day, across America, we know that large and small American-owned businesses are counting on their SANY equipment to dig, haul, lift and build without fail. SANY America is dedicated to helping those businesses thrive with our commitment to value, performance and service.

COMPONENT BRANDS



MINI EXCAVATORS

SY16C

Operating Weight
4,023 lbs

Gross Power
15 hp

Dig Depth
7' 9"

Boom Swing
Reduced Tail Swing
Expandable Tracks



SY26U

Operating Weight
6,085 lbs

Gross Power
19 hp

Dig Depth
9' 3"

Boom Swing
Zero Tail Swing



SY35U

Operating Weight
8,499 lbs (cab)

Gross Power
24 hp

Dig Depth
10' 2"

Boom Swing
Zero Tail Swing
Cab or Canopy



SMALL EXCAVATORS

SY75C

Operating Weight
16,050 lbs

Gross Power
57 hp

Dig Depth
14' 7"

Fixed Boom
Conventional
Tail Swing
Quick Coupler
Plumbing
Large Excavator Design



SY80U

Operating Weight
19,401 lbs

Gross Power
73 hp

Dig Depth
14' 10.5"

Boom Swing
Reduced Tail Swing
Main & 2nd Aux
Quick Coupler
Plumbing



SY95C

Operating Weight
20,238 lbs

Gross Power
72 hp

Dig Depth
14' 2"

Fixed Boom
Conventional
Tail Swing
Quick Coupler
Plumbing
Large Excavator Design



MEDIUM EXCAVATORS

SY215C

Operating Weight
51,919 lbs

Gross Power
163 hp

Dig Depth
21' 8"

Heavy-Duty
Long Undercarriage
Main & 2nd Aux



SY225C

Operating Weight
54,013 lbs

Gross Power
163 hp

Dig Depth
21' 8"

Heavy-Duty
Long Undercarriage
Main & 2nd Aux
Quick Coupler Plumbing



SY265C

Operating Weight
59,525 lbs

Gross Power
194 hp

Dig Depth
22' 0"

Heavy-Duty Long
Undercarriage
Main & 2nd Aux



LARGE EXCAVATORS

SY500H

Operating Weight
120,152 lbs

Gross Power
399 hp

Dig Depth
25' 3"

Heavy-Duty Long
Undercarriage
Main & 2nd Aux
Quick Coupler Plumbing
Counterweight Removal System




DEMOLITION

SYC6028

Operating Weight
127,868 lbs (16M)
136,687 lbs (28M)

Gross Power
400 hp

Max. Reach
52.3' (16M)
92.2' (28M)



TELEHANDLERS

STH844A

Max. Lift Height
44'

Max. Lift Capacity
8,000 lbs

Gross Power
74 hp

Open or Fully Enclosed Cab



WHEEL LOADERS

SW305K

Operating Weight
32,222 lbs

Full-Turn Tip
17,007 lbs

Bucket Capacity
3.2 yd³



SW405K

Operating Weight
40,786 lbs

Full-Turn Tip
28,881 lbs

Bucket Capacity
4.2 yd³



MOTOR GRADERS

SMG200C-8

Operating Weight
45,768 lbs

Engine Output - Net
253 hp

Moldboard Width
14'

Optional 12' Moldboard



LINEUP



SY50U

Operating Weight
11,684 lbs

Gross Power
39 hp

Dig Depth
11' 3"

Boom Swing
Zero Tail Swing
Main & 2nd Aux



SY60C

Operating Weight
13,448 lbs

Gross Power
56 hp

Dig Depth
13' 0"

Boom Swing
Conventional
Tail Swing
Quick Coupler
Plumbing



SY135C

Operating Weight
32,783 lbs

Gross Power
103 hp

Dig Depth
18' 1"

Fixed Boom
Conventional
Tail Swing
Main & 2nd Aux
Quick Coupler Plumbing



SY155U

Operating Weight
35,274 lbs

Gross Power
105 hp

Dig Depth
17' 11"

Reduced Tail Swing
Transport Width of 102"
Main & 2nd Aux
Quick Coupler Plumbing



SY265C LC

Operating Weight
69,446 lbs

Gross Power
190 hp

Max. Reach
57' 9"

Long Reach Configuration
Heavy-Duty Long Undercarriage
Main & 2nd Aux



SY365C

Operating Weight
80,910 lbs

Gross Power
275 hp

Dig Depth
23' 11"

Heavy-Duty Long
Undercarriage
Main & 2nd Aux



STH1056A

Max. Lift Height
56' 2"

Max. Lift Capacity
10,000 lbs

Gross Power
130 hp

Open or Fully
Enclosed Cab
74 or 130 hp



STH1256A

Max. Lift Height
56' 2"

Max. Lift Capacity
12,000 lbs

Gross Power
130 hp

Open or Fully
Enclosed Cab



SINGLE DRUM ROLLER

SSR120C-8

Operating Weight
26,455 lbs

Net Power
160 hp

Drum Width
7' 0"

Optional Pad
Foot Shell Kit



BACKHOE LOADER

SLB95

Operating Weight
17,637 lbs

Net Power
95 hp @ 2200 RPM

Dig Depth
14' 3"



SAFETY

At SANY America, our equipment is designed with safety and service in mind. Before any machine hits the dirt, it receives a pre-delivery inspection to ensure proper and safe operation. Standard safety features on all models include, but are not limited to, high visibility, intuitive control layouts, ergonomic joysticks and switches, adjustable and comfortable operator seats, and backup cameras with alarms.

SERVICE

When we say that SANY machines are built to endure, we're really talking about service. SANY equipment is intentionally designed to be easily and efficiently serviced, with features such as wide compartment doors and ground level access to make maintenance more efficient. Because ease of service means back in service.

WE'VE GOT YOUR BACK

To provide peace of mind and ensure maximum uptime, SANY backs all its equipment with robust standard warranties. That's our commitment to keeping your fleet running at peak performance. Our network of local dealers will partner with you for routine maintenance and be there for warranty repairs. You can trust SANY to keep you moving, year-round.

**INDUSTRY'S
STRONGEST
WARRANTY**

**5-YEAR^{*}
5,000 HOURS**

* Excavators and Wheel Loaders
Warranty applies to 2022 models only

**INDUSTRY'S
STRONGEST
WARRANTY**

**4-YEAR^{*}
4,000 HOURS**

* Backhoe Loader
Warranty applies to 2022 model only

**INDUSTRY'S
STRONGEST
WARRANTY**

**3-YEAR^{*}
3,000 HOURS**

* Telehandlers, Grader and Roller
Warranty applies to 2022 models only

**MADE FOR
AMERICA**

MUNICIPAL EQUIPMENT

SERVICE, VALUE, SIMPLE OPERATION

EASE OF SERVICE

When we say that SANY machines are built to endure, we're really talking about service. SANY equipment is intentionally designed to be easily and efficiently serviced, with features such as wide compartment doors and ground-level access to make maintenance more efficient. Because ease of service means back in service.

UNMATCHED DURABILITY AND VALUE

SANY municipal equipment is intentionally designed to deliver sustained ROI. These motor graders, wheel loaders, backhoe loaders and excavators offer competitive performance, compelling acquisition costs, more standard features and the industry's best warranties. Add it up, and SANY delivers the combined value of productivity, long service life and fiscal responsibility in every machine.


SIMPLE TO OPERATE

With SANY equipment, operator on-boarding is easy. Precision-built SANY equipment prioritizes operator accessibility, satisfaction, safety, and comfort to provide essential functionality and productivity without excessive technical enhancements. Operators of all skill and experience levels appreciate the intuitive design and mechanical ease of SANY equipment.



**FULLY LOADED IS THE
NEW STANDARD**

SANYMUNICIPAL.COM





* Warranty applies to 2022 Crane, Telehandler, Grader and Roller models only.



* Warranty applies to 2022 Backhoe Loader models only.



* Warranty applies to 2022 Excavator and Wheel Loader models only.

SANY America Inc.
318 SANY Way
Peachtree City | GA 30269
T | 470-552-SANY
BRMUNIFLY22ALL001

sanyamerica.com

In the interest of continual equipment development, SANY America Inc. reserves the right to change these specifications at any time without prior notification.

© 2022 SANY America Inc.

