

# FORKLIFT TRUCK



# SCP100A

**STANDARD FEATURES**

- ➔ Powered tilting cab for service
- ➔ Backup camera with object detection system
- ➔ Enclosed cab with automatic climate control and with high back, cloth, air suspension seat
- ➔ Separate hydraulic and brake oil systems
- ➔ Powerful Cummins engine

**22,000 lbs**

Rated Load Capacity

**34,800 lbs**

Weight Without Load

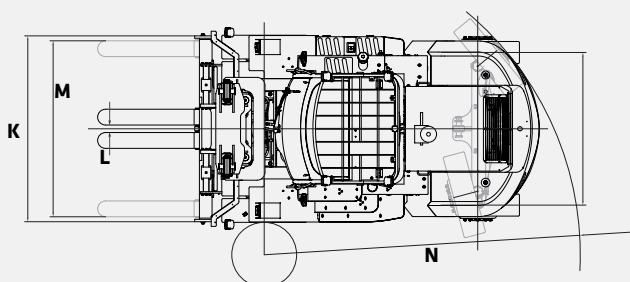
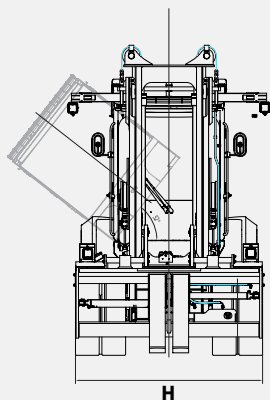
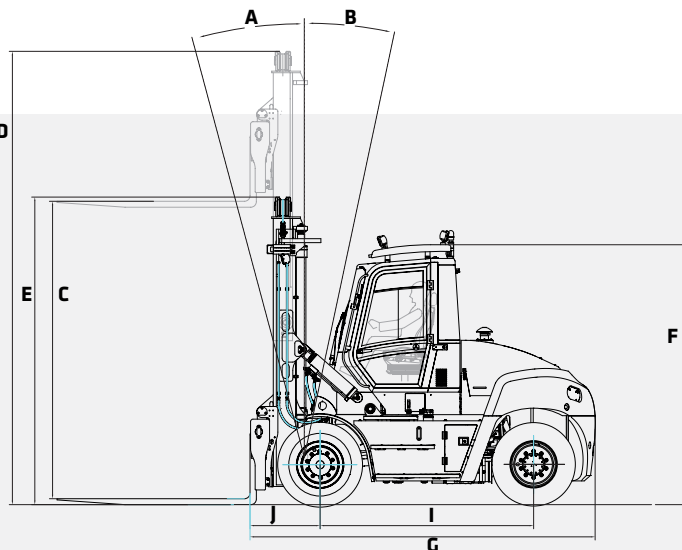
**106"**

Wheelbase

**Cummins Diesel**

Engine

**DIMENSIONS**



**DIMENSIONS**

**MAST**

A	Forward Tilt	12°	
B	Back Tilt	15°	
C	Lift Height	148"	3 760 mm
D	Height Extended	226"	5 732 mm
E	Height Lowered	153"	3 890 mm

**OVERALL**

F	Cab height	137"	3 470 mm
G	Length to Load Face	172"	4 364 mm
H	Width	93"	2 370 mm
I	Wheelbase	106"	2 700 mm
J	Load Distance	35"	886 mm

**FORK**

	Thickness	3"	75 mm
	Width	8"	200 mm
	Length	96"	2 440 mm

**CARRIAGE**

K	Width	93"	2 370 mm
---	-------	-----	----------

**FORK SPREAD**

L	In-In Minimum	3.7"	95 mm
M	Out-Out Maximum	89"	2 255 mm

**GROUND CLEARANCE**

	Minimum Ground Clearance	10.4"	264 mm
--	--------------------------	-------	--------

**AISLE WIDTH**

	With Load Length	296"	7 526 mm
--	------------------	------	----------

**TURNING RADIUS**

N	Outside	157"	4 000 mm
---	---------	------	----------



STANDARD AND OPTIONAL EQUIPMENT

s = standard / o = optional

SCP100A	ENGINE
s	QSB 4.5l Cummins Diesel with 160HP @ 2300rpm
s	Tier 4 Final EPA Emissions Compliant
s	High Intake, Long Life Air Filter w/ Safety Element
s	Fuel Filter with Water Separator
s	Variable Geometry Turbocharger
s	500-Hr Engine-Oil-Change Interval
s	Electronic Controlled
s	24V, 70A Alternator
DRIVETRAIN	
s	Dana TE-10 Transmission
s	3 FWD & 3 REV gears
s	Kessler D61 Drive Axle
s	Heavy Duty Wet Disc Brakes
s	Electronically Actuated Parking Brake
s	6 x 10.00-20 Pneumatic Tires
MAST	
s	Duplex Mast, MFH 148", OALH 153", EXT 226"
o	Duplex Mast, MFH 148", OALH 143", EXT 216"
o	Duplex Mast, MFH 196", OALH 177", EXT 274"
s	Apron Type Carriage
s	Independent Fork Positioner
s	Side Shift Carriage
s	96" x 7.87" x 2.95" Pin Type Forks
ACCESSORIES	
s	Reverse Camera w/ 7" Color Display
s	Rear Object Detection Sensor up to 10"
s	Common Greasing Points for Steer
s	Automatic Engine Fire Extinguisher
s	Locking Fuel Cap
o	Travel Speed Limiter
o	Integrated Tire Pressure Monitoring System
o	Extreme Cold Climate Package (Fuel, Engine and Hydraulics)
o	Customized Colors or Labels
s	Lockable Battery Disconnect Switch
o	Steer Wheel Lug Nut Protection
s	Rear Lifting Eyes



**STANDARD AND OPTIONAL EQUIPMENT**

s = standard / o = optional

SCP100A	OPERATOR'S STATION
s	High Visibility Enclosed Cabin w/ Curved Glass
s	Grammer Air Suspension Cloth Seat
s	Climate Control with A/C and Heat
s	Ergonomic Multifunction Joystick
o	Individual Hydraulic Control Levers
s	Telescoping and Tilting Steering Column
s	Steering Wheel Spinner Knob
s	AM/FM Radio with 2 Speakers and USB Connectivity
s	Front, Rear and Top wiper
s	Top Retractable Sun Shade
s	12V/24V Power Supply
s	Push Button Applied Park Brake
s	Reading Light
s	Exterior Cabin Mounted Mirrors
s	Powered Tilting Cabin for Ease of Maintenance
ELECTRICAL	
s	2 Front Fender Mounted LED Lights
s	2 Front Cab Mounted LED Lights
s	2 Rear Cab Mounted LED Lights
s	2 Mast Mounted LED Working Lights
s	Indicator and Hazard lights
s	Rotating Amber Beacon
o	Additional LED Lights

# PRODUCT SPECIFICATIONS FORKLIFT TRUCKS || SCP100A

## WORKING RANGE

SPECIFICATIONS		
<b>GENERAL</b>		
Rated Load Capacity	22,000 lbs	10 000 kg
Load Center	24"	610 mm
Load Distance	35"	886 mm
Wheelbase	106"	2 700 mm
Hydraulic Tank Capacity	33 gal	125 l
Fuel Tank Capacity	43 gal	164 l
<b>WEIGHTS</b>		
Total Truck Weight without Load	34,800 lbs	15 800 kg
Axle Loading with Load		
Front	51,400 lbs	23 300 kg
Rear	4,000 lbs	1 800 kg
Axle Loading without Load		
Front	17,200 lbs	7 800 kg
Rear	17,600 lbs	8 000 kg
<b>WHEELS</b>		
Tire Type	Pneumatic	
Tire Size		
Drive	10.00-20 16PR	
Steer	10.00-20 16PR	

## LIFTING PERFORMANCE

PERFORMANCE		
<b>SPEED</b>		
Travel		
With Load	18.6 mph	30 km/h
Without Load	19.2 mph	31 km/h
Lifting		
With Load	79 ft/min	0.40 m/s
Without Load	89 ft/min	0.45 m/s
Lowering		
With Load	98 ft/min	0.50 m/s
Without Load	94 ft/min	0.48 m/s
<b>DRAWBAR</b>		
Pull-Max	23,200 lbf	103 kN
<b>GRADEABILITY @ 1 MPH (1.6 KM/H)</b>		
With Load	35%	

In the interest of continual equipment development, SANY America Inc. reserves the right to change these specifications at any time without prior notification.

POWERTRAIN		
<b>ENGINE</b>		
Type	Cummins Diesel	
Output		
Rated	160 hp	119 kW
Governed Speed	2,300 rpm	
Cylinders		
Number	4	
Disp	4.5 l	
Turbocharger	Water-cooled variable geometry	
<b>ALTERNATOR</b>		
Amps	24V	70A
Drive Axle	Kessler D-61	
Transmission	Dana TE10	
<b>GEARS</b>		
Forward	3	
Reverse	3	
<b>BATTERY</b>		
Capacity	2 x 12 V 120 Ah CCA	
<b>BRAKES</b>		
Service	Wet Disc	
Parking	Dry Disc	
<b>TANK CAPACITY</b>		
DEF	5 gal	19 l

MAST		
Mast Type	Duplex w/o Freelift	
*Height Maximum	148"	3 760 mm
*OALH	153"	3 890 mm
*Extended	226"	5 740 mm
Fork Type	Pin	
Fork Size	96" x 8" x 3"	
Carriage Type	Apron	

\* All imperial numbers have been rounded to the nearest whole number.



SANY America Inc.  
318 SANY Way  
Peachtree City, Georgia 30269  
470.552.SANY

©2023 SANY America Inc. PORBR23SCP100A001



[sanyamerica.com](https://www.sanyamerica.com)



\*Warranty applies to 2023 Forklift, Container Handler and Reach Stacker models only.