

EXCAVATOR

SY35U

STANDARD FEATURES

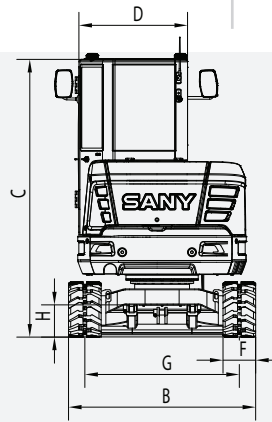
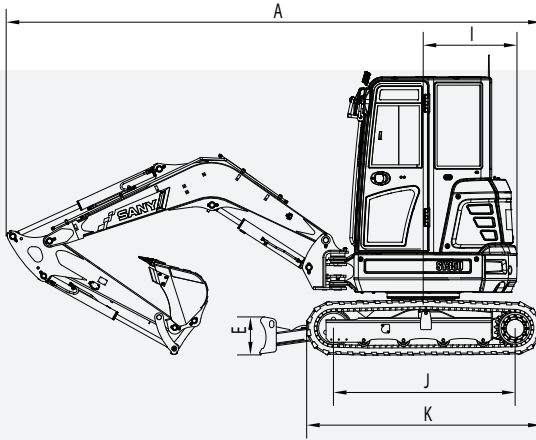
- ➔ 4-Way angle blade
- ➔ Zero tail swing
- ➔ 1-way and 2-way primary auxiliary circuit with flow diverter
- ➔ Quick coupler plumbing to end of stick
- ➔ Optional cab or canopy
- ➔ Powerful Yanmar Engine

23.3 hp
Net Power

10' 2"
Dig Depth

8,499 lbs (Cab)
8,367 lbs (Canopy)
Operating Weight

6,585 lbf
Bucket Breakout



TECHNICAL SPECIFICATIONS

TECHNICAL SPECIFICATIONS

Operating Weight (Cab)	8,499 lbs	3 855 kg
Operating Weight (Canopy)	8,367 lbs	3 795 kg
Ground Pressure	4.6 psi	32.0 kPa
Engine	Yanmar 3TNV88	
Displacement	97.6 in ³	1.64 L
Gross Power	24.4 HP	18.2kW
Net Power	23.3 HP	17.4 kW
Hydraulics	Load Sensing with Pilot Control	
Main Hydraulic Pump	Axial Piston - Variable Displacement	
Operating Flow (maximum)	23.2 gal/min	88.0 L/min
Operating Pressure (maximum)	3,553 psi	24.5 MPa
Auxiliary Flow (maximum)*	18.5 gal/min	70 L/min
Auxiliary Pressure (maximum)	2,901 psi	20 MPa
Travel Motor	Axial Piston with Park Brake	
Travel Pressure (maximum)	3,553 psi	24.5 MPa
Travel Speeds (maximum)	1.5 / 2.7 mph	2.4 / 4.4 km/hr
Travel Effort (maximum)	8,273 lbf	36.8 kN
Grade Capability (maximum)	30°	
Swing Motor	Axial Piston with Swing Brake	
Swing Pressure (maximum)	2,988 psi	20.6 MPa
Swing Speed (maximum)	9 RPM	
Undercarriage (standard)	Belted Rubber Track	
Track Shoe Width (standard)	12"	300 mm
Track Rollers (per side)	4	
Carrier Rollers (per side)	1	

DIMENSIONS

DIMENSIONS

Boom Length	8' 4"	2 540 mm
Stick Length	4' 7"	1 400 mm
A Transport Length	16' 2"	4 910 mm
B Transport Width	5' 8"	1 720 mm
C Transport Height	8' 3"	2 515 mm
D Upper Structure Width	5' 1"	1 550 mm
E Blade Height	14"	350 mm
F Track Width (standard shoe)	12"	300 mm
G Track Gauge	4' 8"	1 420 mm
H Ground Clearance (minimum)	12"	295 mm
I Tail Swing Radius	2' 10"	860 mm
J Track Length on Ground	5' 6"	1 670 mm
K Track Length	7' 1"	2 155 mm

SERVICE REFILL CAPACITIES

Fuel Tank Capacity	10.6 gal	40.0 L
Hydraulic Tank Capacity	10.6 gal	40.0 L
Engine Oil Capacity	1.8 gal	6.7 L
Cooling System Capacity	1.8 gal	6.5 L

SANY America Inc. reserves the right to change these specifications at any time without prior notification.
©2025 SANY America Inc. HEXPS25SY35U003

*Based on theoretical calculation at max flow with no load. Subject to alterations. In the interest of continual equipment development.



STANDARD AND OPTIONAL EQUIPMENT

s = standard / o = optional

CAB	CANOPY	ENGINE
s	s	Yanmar 3TNV88
s	s	Tier 4f / EU Stage V Ready
s	s	Auto-idle
s	s	Dual-element dry air filter
s	s	Engine air precleaner
s	s	Coolant Expansion tank
s	s	EGR Valve
s	s	Fan guard
s	s	Engine coolant to -37 deg. C (-34 deg. F)
s	s	Full-flow oil filter
s	s	High flow cooling fan
s	s	500-hour engine-oil-change interval
s	s	Fuel filter and water separator
HYDRAULIC SYSTEM		
s	s	Spring-applied, hydraulically released automatic swing brake
s	s	Load sensing hydraulic system
s	s	Control pattern change valve
s	s	Secondary auxiliary hydraulic circuit with 1 and 2-way combination piping
s	s	Auxiliary hydraulic-flow adjustments through monitor
s	s	Adjustable auxiliary pressure relief
s	s	Quick coupler ready
UNDERCARRIAGE		
s	s	Planetary drive with axial piston motors
s	s	Propel motor shields
s	s	Spring-applied, hydraulically released automatic propel brake
s	s	Track guides, front idler and 2 per side
s	s	2-speed travel selection through display and on dozer lever
s	s	4 lower track rollers each side
s	s	1 Upper carrier roller each side
s	s	Dozer blade with float function and cylinder guarding
s	s	Tie downs on track frame and dozer blade
s	s	300mm (12") wide rubber tracks
o	o	300mm (12") wide steel tracks
s	s	Undercarriage frame opening guard
UPPERSTRUCTURE		
s	s	Right-hand, left-hand, and counterweight mirrors
s	s	Lockable cab, hood, and service doors
s	s	Debris screen in side panel
s	s	Remote-mounted engine oil and fuel filters
s	s	Daily fluid level inspection visible from ground
s	s	Rear reflectors
ATTACHMENTS		
s	s	Convenient grease points
s	s	Dirt seals on all bucket pins
s	s	Flow diverter valve

In the interest of continual equipment development, SANY America Inc. reserves the right to change these specifications at any time without prior notification.
 ©2025 SANY America Inc. HEXPS25SY35U003



STANDARD AND OPTIONAL EQUIPMENT

s = standard / o = optional

Cab		CANOPY	ATTACHMENTS
s	s		Thumb bracket
s	s		Oil-impregnated bushings
s	s		Reinforced thrust plates
s	s		Quick coupler plumbing to end of the stick
			OPERATOR'S STATION
s	s		Hydraulic pilot controls for boom, stick, swing, and travel operations
s	s		Proportional auxiliary switches on joystick
s	s		Travel levers with foot pedals
s	-		AM/FM radio with bluetooth and USB connection port
s	s		Vinyl seat with fore/aft adjustment
s	s		2" retractable seat belt
s	s		Emergency stop switch
s	-		Sliding front window
s	-		Removable lower front window
s	-		Window breaker
s	s		Standard and Breaker work mode
s	s		8 tool selection modes
s	s		Fully adjustable auxiliary flow circuit from display
s	s		Multifunction color LCD monitor with: diagnostic capability / multiple-language
s	s		System monitoring features: auto-idle indicator, 2-speed indicator, work tool mode indicator preheat icon, time and date, battery charge icon, throttle position, engine oil pressure alarm, fuel level gauge, maintenance needed icon, failure code, standard/breaker mode button, engine coolant temperature, coolant temp alarm, severe failure alarm, operating hours
s	-		High performance heating, ventilation, and air conditioning system
s	s		Operation and maintenance manual storage
s	s		Heavy duty removeable rubber floor mat
s	-		Front windshield wiper with high and low speed
s	s		Horn, electric
s	s		Hour meter, electric
s	s		Hydraulic shutoff lever, all controls
s	-		Interior light
s	s		Cup holder
s	s		Travel alarm with cancel switch
s	-		Transparent overhead window
			ELECTRICAL
s	s		12V electrical system
s	s		Maintenance free battery
s	s		Ground level battery disconnect
s	s		Easy access fuse panel
s	s		Terminal battery covers
s	s		80-amp alternator
s	s		12V power outlet
			LIGHTS
s	s		Work lights: 2 mounted on top of cab, 1 mounted on boom, magnetic beacon

In the interest of continual equipment development, SANY America Inc. reserves the right to change these specifications at any time without prior notification.
 ©2025 SANY America Inc. HEXP525SY35U003

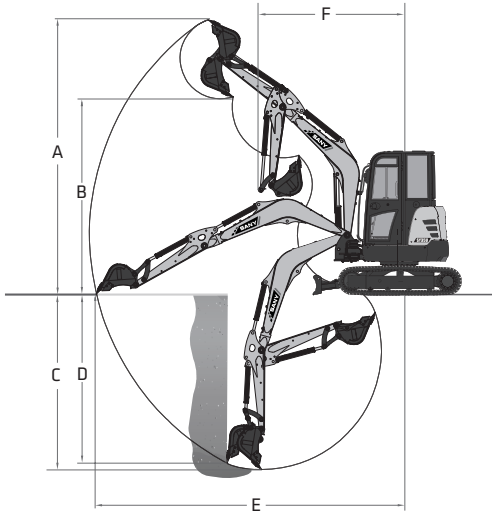


*Warranty applies to 2025 Excavator and Wheel Loader models



PRODUCT SPECIFICATIONS EXCAVATOR ||| SY35U

WORKING RANGE



WORKING RANGE

Boom Length	8' 4"	2 540 mm
Stick Length	4' 7"	1 400 mm
A Maximum Digging Height	15' 11"	4 855 mm
B Maximum Dumping Height	11' 4"	3 460 mm
C Maximum Digging Depth	10' 2"	3 105 mm
D Maximum Vertical Wall Digging Depth	8' 10"	2 700 mm
E Maximum Reach at Ground Level	17' 11"	5 465 mm
F Minimum Swing Radius	8' 1"	2 475 mm

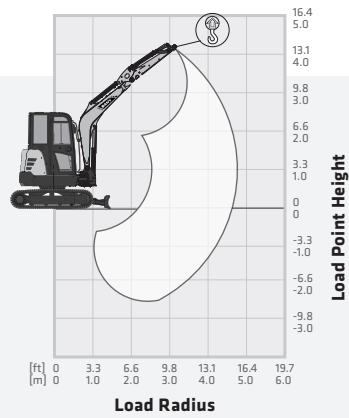
DIGGING PERFORMANCE

Boom Length	8' 4"	2 540 mm
Stick Length	4' 7"	1 400 mm
Bucket Breakout Force (ISO)	6,385 lbf	28.4 kN
Stick Digging Force (ISO)	4,114 lbf	18.31 kN

LIFTING PERFORMANCE

Standard 8' 4" (2 540 mm) Boom
 Standard 4' 7" (1 400 mm) Stick
 Standard 12" (300 mm) Track Shoes
 No Bucket

Ratings are based on ISO 10567.
 Lift capacity does not exceed 75% of tipping load with the machine on firm, level ground or 87% of hydraulic lifting capacity.



LOAD RADIUS	6.6 ft 2.0 m		9.8 ft 3.0 m		13.1 ft 4.0 m		MAX REACH	
	BLADE DOWN	BLADE UP	BLADE DOWN	BLADE UP	BLADE DOWN	BLADE UP	BLADE DOWN	BLADE UP
13.1 ft 4.0 m							1,565 lb* 710 kg*	1,446 lb 656 kg
9.8 ft 3.0 m					1,193 lb* 541 kg*	1,003 lb 455 kg	1,082 lb* 491 kg*	1,003 lb 455 kg
6.6 ft 2.0 m			1,825 lb* 828 kg*	1,680 lb 762 kg	1,164 lb* 528 kg*	847 lb 361 kg	915 lb* 415 kg*	847 lb 384 kg
3.3 ft 1.0 m			1,687 lb* 765 kg*	1,545 lb 701 kg	1,111 lb* 504 kg*	796 lb 361 kg	860 lb* 402 kg*	796 lb 372 kg
0 ft 0 m			1,603 lb* 727 kg*	1,470 lb 667 kg	1,074 lb* 487 kg*	796 lb 372 kg	886 lb* 402 kg*	820 lb 372 kg
-3.3 ft -1.0 m	5,095 lb* 2 311 kg*	2,751 lb 1 248 kg	1,603 lb* 727 kg*	1,464 lb 664 kg	1,074 lb* 487 kg*	946 lb 429 kg	1,025 lb* 465 kg*	946 lb 429 kg
-6.6 ft -2.0 m	3,574 lb* 1 621 kg*	2,848 lb 1 292 kg	1,664 lb* 755 kg*	1,523 lb 691 kg			1,497 lb* 679 kg*	1,373 lb 623 kg
13.1 ft 4.0 m							1,565 lb 710 kg	1,446 lb 656 kg
9.8 ft 3.0 m					1,193 lb 541 kg	1,003 lb 455 kg	1,082 lb 491 kg	1,003 lb 455 kg
6.6 ft 2.0 m			1,825 lb 828 kg	1,680 lb 762 kg	1,164 lb 528 kg	847 lb 384 kg	915 lb 415 kg	847 lb 384 kg
3.3 ft 1.0 m			1,687 lb 765 kg	1,545 lb 701 kg	1,164 lb 504 kg	847 lb 361 kg	860 lb 390 kg	796 lb 361 kg
0 ft 0 m			1,603 lb 727 kg	1,470 lb 667 kg	1,074 lb 487 kg	820 lb 372 kg	886 lb 402 kg	820 lb 372 kg
-3.3 ft -1.0 m	3,091 lb 1 402 kg	2,751 lb 1 248 kg	1,603 lb 727 kg	1,463 lb 665 kg	1,074 lb 487 kg	946 lb 429 kg	1,025 lb 465 kg	946 lb 429 kg
-6.6 ft -2.0 m	3,192 lb 1 448 kg	2,848 lb 1 292 kg	1,664 lb 755 kg	1,523 lb 691 kg			1,497 lb 679 kg	1,373 lb 623 kg

* Indicates load limited by hydraulic lifting capacity.

