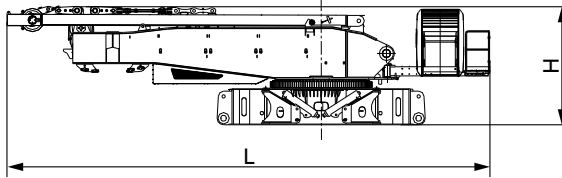


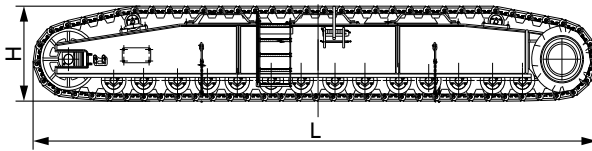
Transportation Dimensions



Basic Machine

×1

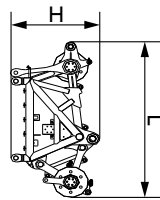
Length (L)	43.7ft (13.32m)
Width (W)	9.8ft (3.0m)
Height (H)	10.5ft (3.20m)
Weight	99.2Klb (45mt)



Crawler Assembly

×2

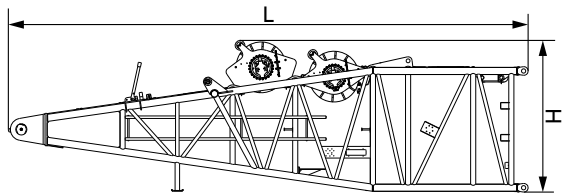
Length (L)	30.0ft (9.15m)
Width (W)	3.9ft (1.20m)
Height (H)	4.6ft (1.40m)
Weight	48.5Klb (22mt)



Boom Tip (with sheave block)

×1

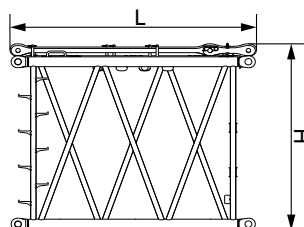
Length (L)	10.6ft (3.24m)
Width (W)	6.8ft (2.07m)
Height (H)	5.3ft (1.62m)
Weight	7.7Klb (3.5mt)



Boom Base (with winch)

×1

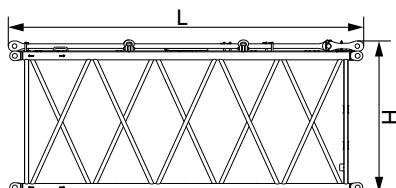
Length (L)	34.0ft (10.35m)
Width (W)	8.5ft (2.60m)
Height (H)	9.8ft (2.99m)
Weight	29.9Klb (13.58mt)



9.8ft (3m) Boom insert

×1

Length (L)	10.4ft (3.18m)
Width (W)	8.7ft (2.65m)
Height (H)	8.7ft (2.66m)
Weight (with auxiliary luffing hoist)	2.9Klb (1.3mt)



19.7ft (6m) Boom insert

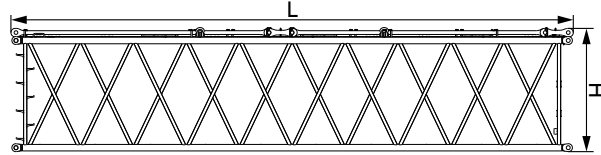
×2

Length (L)	20.3ft (6.18m)
Width (W)	8.7ft (2.65m)
Height (H)	8.7ft (2.66m)
Weight	4.4Klb (2.0mt)

Transportation Dimensions

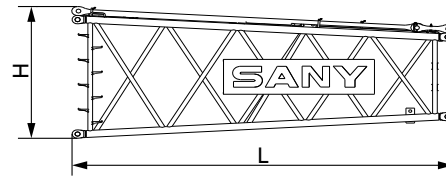
39.4ft (12m) boom insert ×5

Length (L)	40.0ft (12.18m)
Width (W)	8.7ft (2.65m)
Height (H)	8.7ft (2.66m)
Weight	7.9Klb (3.6mt)



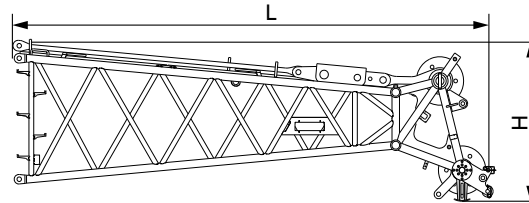
19.7ft (6m) tapered boom insert ×1

Length (L)	20.3ft (6.20m)
Width (W)	8.7ft (2.65m)
Height (H)	8.7ft (2.66m)
Weight	4.4Klb (2.0mt)



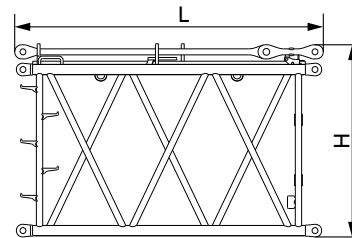
Luffing jib top ×1

Length (L)	21.2ft (6.46m)
Width (W)	7.0ft (2.12m)
Height (H)	6.9ft (2.10m)
Weight	5.3Klb (2.4mt)



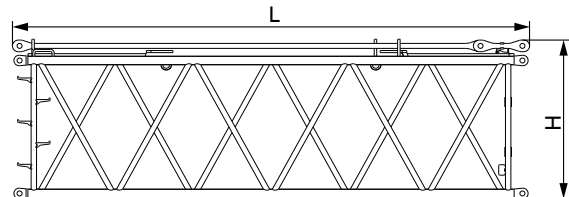
9.8ft (3m) Luffing jib insert ×1

Length (L)	10.4ft (3.17m)
Width (W)	7.0ft (2.12m)
Height (H)	6.3ft (1.91m)
Weight	1.4Klb (0.63mt)



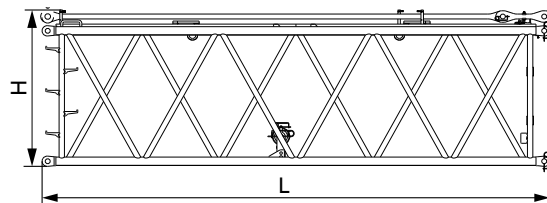
19.7ft (6m) Luffing jib insert ×1

Length (L)	20.2ft (6.17m)
Width (W)	7.0ft (2.12m)
Height (H)	6.3ft (1.91m)
Weight	2.3Klb (1.04mt)

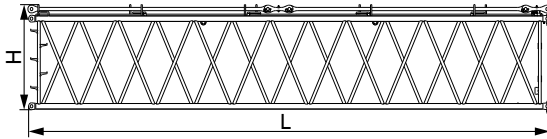


19.7ft (6m) luffing jib insert ×1

Length (L)	20.2ft (6.17m)
Width (W)	7.0ft (2.12m)
Height (H)	6.3ft (1.91m)
Weight	2.3Klb (1.05mt)



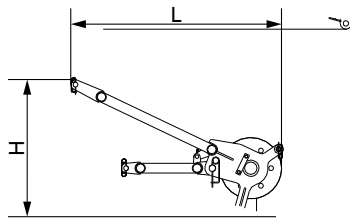
Transportation Dimensions



39.4ft (12m) Luffing jib insert

×3

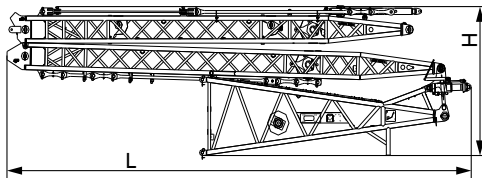
Length (L)	40.0ft (12.17m)
Width (W)	7.0ft (2.12m)
Height (H)	6.3ft (1.91m)
Weight	4.3Klb (1.95mt)



Auxiliary tip extension

×1

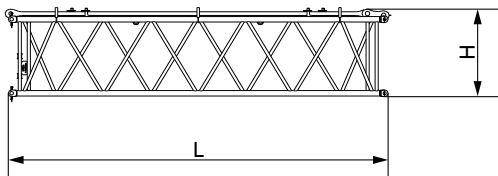
Length (L)	7.2ft (2.2m)
Width (W)	3.1ft (0.95m)
Height (H)	4.7ft (1.44m)
Weight	1.0Klb (0.42mt)



jib base, front and rear mast of luffing jib

×1

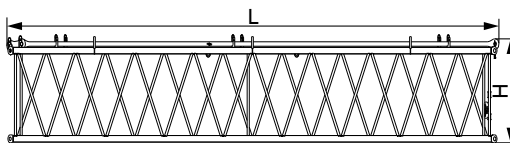
Length (L)	37.7ft (11.49m)
Width (W)	6.9ft (2.11m)
Height (H)	10.7ft (3.26m)
Weight	12.1Klb (5.5mt)



19.7ft (6m) fixed jib insert

×1

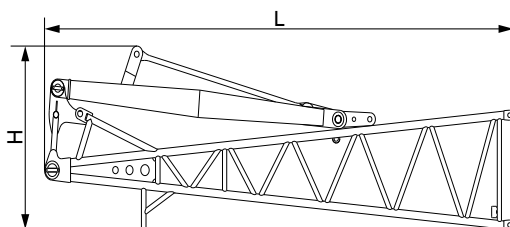
Length (L)	20.0ft (6.11m)
Width (W)	4.9ft (1.50m)
Height (H)	4.7ft (1.42m)
Weight	1.7Klb (0.75mt)



37.7ft (11.5m) fixed jib insert

×1

Length (L)	38.3ft (11.67m)
Width (W)	5.0ft (1.50m)
Height (H)	4.7ft (1.42m)
Weight	2.9Klb (1.3mt)



Fixed jib base and mast

×1

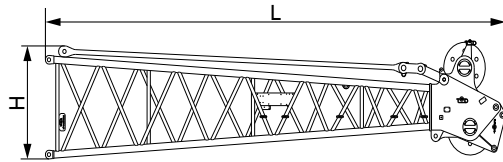
Length (L)	22.0ft (6.70m)
Width (W)	4.7ft (1.42m)
Height (H)	6.6ft (2.00m)
Weight	3.7Klb (1.7mt)

Transportation Dimensions

Fixed jib top

×1

Length (L)	23.3ft (7.10m)
Width (W)	4.7ft (1.42m)
Height (H)	4.7ft (1.43m)
Weight	3.9Klb (1.75mt)



Carbody Counterweight

×2

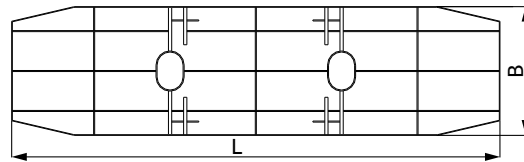
Length (L)	18.0ft (5.48m)
Width (W)	5.6ft (1.72m)
Height (H)	2.0ft (0.60m)
Weight	44.1Klb (20mt)



Rear Counterweight Tray

×1

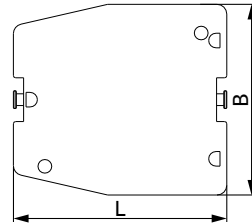
Length (L)	24.6ft (7.50m)
Width (W)	6.4ft (1.96m)
Height (H)	2.3ft (0.70m)
Weight	35.3Klb (16mt)



13.2Klb (6mt) Counterweight Block

×14

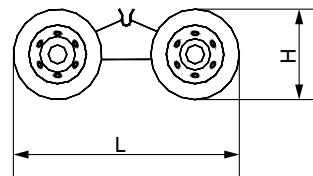
Length (L)	7.1ft (2.17m)
Width (W)	6.4ft (1.96m)
Height (H)	1.7ft (0.51m)
Weight	13.2Klb (6mt)



Trolley

×1

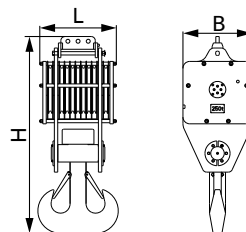
Length (L)	8.4ft (2.56m)
Width (W)	5.7ft (1.74m)
Height (H)	3.3ft (1.00m)
Weight	2.2Klb (1mt)



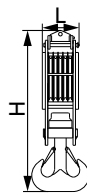
330 UST Lifting Hook

×1

Length (L)	3.4ft (1.04m)
Width (W)	3.3ft (1.02m)
Height (H)	9.6ft (2.93m)
Weight	10.9Klb (4.9mt)



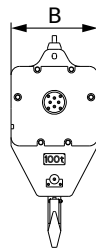
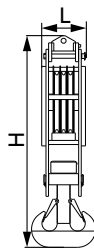
Transportation Dimensions



176 UST Lifting Hook

×1

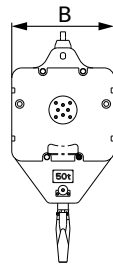
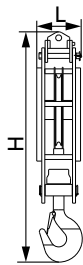
Length (L)	1.9ft (0.59m)
Width (W)	3.3ft (1.02m)
Height (H)	8.7ft (2.64m)
Weight	7.1Klb (3.2mt)



110 UST Lifting Hook

×1

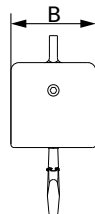
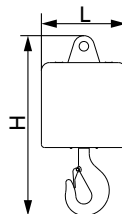
Length (L)	1.7ft (0.51m)
Width (W)	3.3ft (1.02m)
Height (H)	8.1ft (2.48m)
Weight	5.1Klb (2.3mt)



55 UST Lifting Hook

×1

Length (L)	1.5ft (0.45m)
Width (W)	3.3ft (1.02m)
Height (H)	7.5ft (2.30m)
Weight	3.7Klb (1.7mt)



17.5 UST Lifting Hook

×1

Length (L)	1.7ft (0.53m)
Width (W)	1.7ft (0.53m)
Height (H)	3.6ft (1.10m)
Weight	2.0Klb (0.9mt)

Note:

1. The transport dimensions of each part in the table are schematic, not proportional to the real parts. The dimensions are designed value without package considered.
2. Weight is designed value that the actual manufactured part may deviate a little.
3. The dimensions and weight of each part may change due to product upgrading. The final values are subject to the new product.