

SRSC45H4
SRSC4535H4
SRSC4545H4


REACH STACKERS



SANY AMERICA, INC. | 318 COOPER CIRCLE
PEACHTREE CITY | GA 30269
| T | 470.552.SANY

© 2020 SANY AMERICA, INC. | SRSPB20ALL001

[sanyamerica.com](https://www.sanyamerica.com)



MORE THAN *Reach*

MORE THAN A Cargo Champion

SANY container reach stackers have proven themselves at the busiest, most demanding ports, inter-modal yards and rail facilities. They easily handle ISO standard 20-, 30- and 40-foot containers up to 45 metric tons. A long, rugged boom and smart hydraulics allow millimeter-precise container placement at up to 50 feet. SANY reach stackers meet tough job demands at optimum efficiency. You work at great heights. SANY reach stackers deliver.



We've Got Your Back

To provide peace of mind and ensure maximum uptime, SANY backs all of its port equipment with a two-year, 4,000-hour warranty. That's our commitment to keep your fleet running at peak performance. Our network of local dealers will partner with you for routine maintenance and be there for warranty repairs. Trust SANY to keep you moving, year-round.

**MORE THAN
MACHINES**

sanyamerica.com

SANY AMERICA, INC.
318 COOPER CIRCLE | PEACHTREE CITY | GA 30269



MORE THAN
MACHINES™

The **high-strength, telescoping boom** is anchored by **massive derricking cylinders** for smooth lifts. High-strength steel and quality welds are a hallmark. **Cummins** engines, **Dana** transmissions and **Kessler** drive axles mean the strength, performance and efficiency you need is built right in.

Rugged Design

4

Intelligent-control technology adjusts machine operations when needed to **prevent rollover**. Smart control of the spreader can prevent the load from hitting the boom. The **auto fire-suppression** system engages extinguishers when flames are detected.

Safe Operation

1

The operator has clean view of the job site. Sight lines are enhanced by a **forward-rear sliding cab**, a **sloping, sculpted counterweight** and rear **camera**. **Rear radar system** installed to measure and display distance of objects from rear of counterweight.

Commanding Views

2

Load-sensing hydraulics draw the exact power needed based on demand, saving time, fuel and money. **Heavy-duty steer axles, wet disc brakes** and low-effort cab controls make these reach stackers ideal for intense operations in tight quarters.

Total Performance

3



MORE THAN
MACHINES

SANY AMERICA, INC.
318 COOPER CIRCLE | PEACHTREE CITY | GA 30269

sanyamerica.com

MORE THAN
MACHINES™



The sliding cab provides quick access to the engine and transmission. **Large sight glasses** make it easy to check hydraulic and brake fluid level and purity. Steer axles have a **central grease point** for quick routine maintenance. The diesel exhaust fluid (DEF) tank is easily accessed.

Ease of Maintenance

5

Separate tanks for the hydraulic system and brakes help decrease oil contamination, while an oversize hydraulic cooler lowers oil temperature to prevent premature wear.

Reliability & Uptime

6

The **spacious, comfortable cab** has well-placed controls and two displays that monitor operating/lifting conditions. The **intuitive joystick** makes it easy to control the boom and spreader. The steering column is adjustable to suit operator preference.

First-Class Cab

7



SANY designs and manufactures its own spreaders, based on years of research and on-the-job experience. The spreader extends from 20 feet to 40 feet to pick up and stack standard containers. An optional wide twist lock is also available.

8

Spreader

MORE THAN
MACHINES

SANY AMERICA, INC.
318 COOPER CIRCLE | PEACHTREE CITY | GA 30269

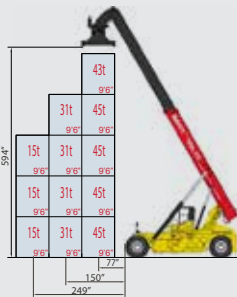
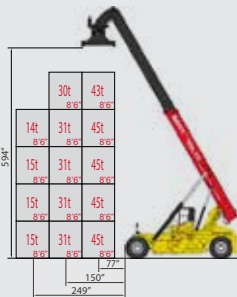
sanyamerica.com

MORE THAN
Tech



Model SRSC45H4 | SERIES

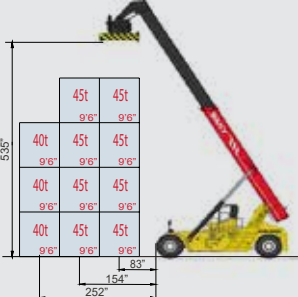
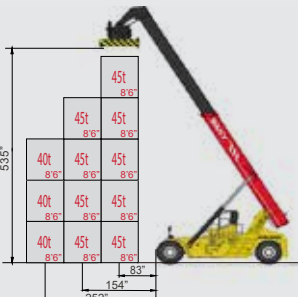
TECHNICAL SPECIFICATIONS



GENERAL							WEIGHTS				WHEELS		
RATED LOAD			WHEEL BASE	TANK CAPACITY			TOTAL TRUCK	AXLE LOADING				PNEUMATIC	
1ST ROW	2ND ROW	3RD ROW			HYDRAULIC			FUEL	WITH LOAD		WITHOUT LOAD		DRIVE
				MAIN	BRAKE		WITHOUT LOAD	FRONT	REAR	FRONT	REAR		
99,208 lb	68,200 lb	33,070 lb	236 in	172 gal	52 gal	172 gal	158,731 lb	222,431 lb	34,870 lb	77,902 lb	80,498 lb	18.00 x 25 40PR	18.00 x 25 40PR
45 000 kg	31 000 kg	15 000 kg	6 000 mm	650 L	195 L	650 L	72 000 kg	101 105 kg	15 850 kg	35 410 kg	36 590 kg		
DIMENSIONS													
BOOM		UNDER SPREADER		OVERALL			SPREADER WIDTH		WHEELBASE CENTER	CONTAINER		TURNING RADIUS	
ANGLE	HEIGHT	MAXIMUM	MINIMUM	LENGTH	DRIVE TIRES WIDTH	STEER TIRES WIDTH	RETRACTED	EXTENDED	GROUND CLEARANCE	MINIMUM AISLE (W)		OUTSIDE	
MIN./MAX.	LOWERED	LIFT	HEIGHT							20'	40'		
0/60°	188 in	594 in	47 in	446 in	119 in	110 in	238 in	479 in	14 in	445 in	535 in	315 in	
	4 775 mm	15 100 mm	1 200 mm	11 340 mm	3 033 mm	2 790 mm	6053 mm	12 185 mm	350 mm	11 300 mm	13 600 mm	8 000 mm	
PERFORMANCE													
SPEED									GRADEABILITY				
TRAVEL				LIFTING			LOWERING			@ 1 MPH (1.6 KM/H)			
WITH LOAD		WITHOUT LOAD		WITH LOAD		WITHOUT LOAD		WITH LOAD		WITHOUT LOAD		WITH LOAD	WITHOUT LOAD
13 mph		15 mph		43 ft/min		82 ft/min		59 ft/min		70 ft/min		32%	39%
21 km/h		25 km/h		0.25 m/s		0.42 m/s		0.30 m/s		0.36 m/s			

Model SRSC4545H4 | SERIES

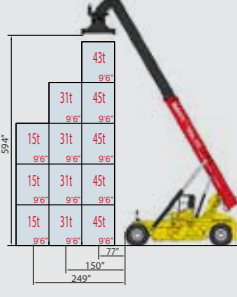
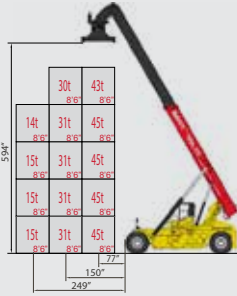
TECHNICAL SPECIFICATIONS



GENERAL						WEIGHTS						WHEELS			
RATED LOAD			WHEEL BASE	TANK CAPACITY			TOTAL TRUCK	AXLE LOADING				PNEUMATIC			
1ST ROW	2ND ROW	3RD ROW		HYDRAULIC		FUEL		WITH LOAD		WITHOUT LOAD		DRIVE	STEER		
				MAIN	BRAKE		WITHOUT LOAD	FRONT	REAR	FRONT	REAR				
99,208 lb	99,000 lb	88,185 lb	276 in	335 gal	70 gal	293 gal	212,476 lb	228,932 lb	82,808 lb	90,948 lb	121,792 lb	21.00 x 35 36 PR	21.00 x 35 36 PR		
45 000 kg	45 000 kg	40 000 kg	7 000 mm	1 270 L	265 L	1 110 L	96 700 kg	104 060 kg	37 640 kg	41 340 kg	55 360 kg				
DIMENSIONS															
BOOM		UNDER SPREADER		OVERALL			SPREADER WIDTH		WHEELBASE CENTER		CONTAINER		TURNING RADIUS		
ANGLE MIN./MAX.	HEIGHT LOWERED	MAXIMUM LIFT	MINIMUM HEIGHT	LENGTH	DRIVE TIRES WIDTH	STEER TIRES WIDTH	RETRACTED	EXTENDED	GROUND CLEARANCE	MINIMUM AISLE (W)		OUTSIDE			
										20'	40'				
0/50°	206 in	535 in	55 in	522 in	120 in	123 in	238 in	479 in	16 in	570 in	598 in	417 in			
	5 232 mm	13 600 mm	1 400 mm	13 270 mm	3 060 mm	3 120 mm	6 053 mm	12 185 mm	420 mm	14 500 mm	15 200 mm	10 600 mm			
PERFORMANCE															
SPEED									GRADEABILITY						
TRAVEL				LIFTING			LOWERING			@ 1 MPH (1.6 KM/H)					
WITH LOAD		WITHOUT LOAD		WITH LOAD		WITHOUT LOAD		WITH LOAD		WITHOUT LOAD		WITH LOAD		WITHOUT LOAD	
9 mph		12 mph		43 ft/min		78 ft/min		55 ft/min		70 ft/min		17%		26%	
15 km/h		20 km/h		0.22 m/s		0.40 m/s		0.28 m/s		0.36 m/s					

Model SRSC4535H4 | SERIES

TECHNICAL SPECIFICATIONS



GENERAL						WEIGHTS				WHEELS					
RATED LOAD			WHEEL BASE	TANK CAPACITY		TOTAL TRUCK	AXLE LOADING				PNEUMATIC				
1ST ROW	2ND ROW	3RD ROW			HYDRAULIC		FUEL	WITH LOAD		WITHOUT LOAD		DRIVE	STEER		
				MAIN	BRAKE		FRONT	REAR	FRONT	REAR					
99,208 lb	77,162 lb	41,889 lb	256 in	172 gal	52 gal	172 gal	168,564 lb	223,190 lb	44,462 lb	76,956 lb	91,674 lb	18.00 x 33 36 PR	18.00 x 33 36 PR		
45 000 kg	35 000 kg	19 000 kg	6 500 mm	650 L	195 L	650 L	76 660 kg	101 450 kg	20 210 kg	34 980 kg	41 670 kg				
DIMENSIONS															
BOOM		UNDER SPREADER		OVERALL			SPREADER WIDTH		WHEELBASE CENTER		CONTAINER		TURNING RADIUS		
ANGLE	HEIGHT	MAXIMUM	MINIMUM	LENGTH	DRIVE TIRES WIDTH	STEER TIRES WIDTH	RETRACTED	EXTENDED	GROUND CLEARANCE	MINIMUM AISLE (W)		OUTSIDE			
MIN./MAX.	LOWERED	LIFT	HEIGHT							20'	40'				
0/58°	192 in	594 in	51 in	471 in	119 in	110 in	238 in	479 in	14 in	472 in	535 in	346 in			
	4 800 mm	15 100 mm	1 300 mm	11 960 mm	3 033 mm	2 790 mm	6 053 mm	12 185 mm	350 mm	12 000 mm	13 600 mm	8 800 mm			
PERFORMANCE															
SPEED									GRADEABILITY						
TRAVEL				LIFTING			LOWERING			@ 1 MPH (1.6 KM/H)					
WITH LOAD		WITHOUT LOAD		WITH LOAD		WITHOUT LOAD		WITH LOAD		WITHOUT LOAD		WITH LOAD		WITHOUT LOAD	
11 mph		15 mph		49 ft/min		82 ft/min		59 ft/min		70 ft/min		24%		38%	
18 km/h		25 km/h		0.25 m/s		0.42 m/s		0.30 m/s		0.36 m/s					

Model SRSC45H4 | SRSC4535H4 | SRSC4545H4 | SERIES



POWERTRAINS							
T4							
POWER TYPE	ENGINE MANUFACTURER	ENGINE OUTPUT-RATED	GOVERNED SPEED	NUMBER OF CYLINDERS/ DISPLACEMENT	MAXIMUM ENGINE TORQUE	TURBOCHARGER	ALTERNATOR
Diesel	Cummins	350 hp	2,100 rpm	6	1,200 lb-ft	Water-cooled variable geometry	24V 95A
		260 kW		9 L	1 626 N-m		

POWERTRAINS							
T4							
DRIVE AXLE	TRANSMISSION	NUMBER OF GEARS		BATTERY CAPACITY	BRAKES	PARKING BRAKE	DEF TANK CAPACITY
		FWD	REV				
Kessler D102/ Kessler D102/ Kessler D106	Dana TE32	4	4	2x12 V	Wet disc	Dry disc	5 gal
				165Ah CCA			19 L

MORE THAN
MACHINES

sanyamerica.com

SANY AMERICA, INC.
318 COOPER CIRCLE | PEACHTREE CITY | GA 30269

MORE THAN *Versatile*




45-Ton Container Spreader

Easily load, stack and unload ISO standard 20-, 40- and 45-foot containers. Our spreaders feature durable construction, lightweight design and easy operation.



SDJ450H

Rated capacity | 45 metric tons



SDJ450F

Rated capacity | 45 metric tons

Empty-Container Spreader

Transfer and stack unladen ISO standard 20-, 40- and 45-foot containers or refrigerated containers.



SDJE100H

Rated capacity | 10 metric tons

Combined Spreader

This multi-use spreader transfers and stacks ISO standard 20-, 30-, 35-, 40- and 45-foot containers, and EN284 non-stacking containers. Ideal for use on barges and in rail yards.



SDJ450P

Rated capacity | 45 metric tons

Log Grapple

Easily load, transfer and unload timber or other speciality materials with the SANY log grapple.



SWG310-R3

Rated capacity | 31 metric tons

Tube Spreader

Hoist, transfer and handle pipes, coiled steel rolls, steel tubes and bulk cargo.



STP450

Rated capacity | 45 metric tons



STH350

Rated capacity | 35 metric tons




SDJ400

Rated capacity | 40 metric tons

Tilt Spreader

Enables reach stackers to transport and unload bulk materials such as grain, fertilizer, sand, soil, scrap or wood chips. With tilt angles from 0-55 degrees, the tilt spreader makes easy work of emptying laden ISO standard 20-foot containers.



SDJS320D

Rated capacity | 35 metric tons



**MORE THAN
MACHINES**